



2ND ANNUAL REPORT CARD ON WESTERN CANADIAN HIGH SCHOOLS

Authored by:
Rick Audas
Charles Cirtwill
& Jamie Newman

© Atlantic Institute for Market Studies
Halifax, Nova Scotia
June 2012



Table of Contents

ABOUT US.....	1
III WHAT'S IN THE REPORT CARD?	
.....	1
INDICATORS	1
SCORING, RANKING AND GRADING	3
INDICATOR PYRAMIDS.....	4
SPECIAL CONSIDERATIONS	7
SASKATCHEWAN	7
MANITOBA	8
UNDERSTANDING THE RESULTS	9
INTERPRETING THE RESULTS	10
WHY USE THIS REPORT CARD?.....	12
READING THE RESULTS.....	12



ABOUT US

The **Frontier Centre for Public Policy (FCPP)** is an independent think tank whose mission is to explore options for the future by undertaking research and education that supports economic growth and opportunity.

201-63 Albert Street, Winnipeg, Manitoba, Canada R3B 1G4

Telephone: (204) 957-1567; Fax: (204) 957-1570

E-mail: newideas@fcpp.org; Website: www.fcpp.org

Atlantic Institute for Market Studies

The Atlantic Institute for Market Studies (AIMS) is an independent, non-partisan, social and economic policy think tank based in Halifax. The Institute was founded by a group of Atlantic Canadians to broaden the debate about the realistic options available to build our economy. AIMS was incorporated as a non-profit corporation under Part II of the *Canada Corporations Act* and was granted charitable registration by Revenue Canada as of October 3, 1994; it received US charitable recognition under 501(c)(3) effective the same date.

The Institute's chief objectives include:

- a) initiating and conducting research identifying current and emerging economic and public policy issues facing Atlantic Canadians and Canadians more generally, including research into the economic and social characteristics and potentials of Atlantic Canada and its four constituent provinces;
- b) investigating and analyzing the full range of options for public and private sector responses to the issues identified and acting as a catalyst for informed debate on those options, with a particular focus on strategies for overcoming Atlantic Canada's economic challenges in terms of regional disparities;
- c) communicating the conclusions of its research to a regional and national audience in a clear, non-partisan way; and
- d) sponsoring or organizing conferences, meetings, seminars, lectures, training programs, and publications, using all media of communication (including, without restriction, the electronic media) for the purpose of achieving these objectives.



AIMS Board of Directors

Chair: John Risley

Vice Chairs: Douglas G. Hall, Andrew Oland

Chairman Emeritus: Purdy Crawford

Past Chair: John F. Irving *Directors:* Tim Banks, Robert Campbell, Vaughn Sturgeon, Charles Cirtwill, Brian Lee Crowley; Stephen Emmerson, Malcolm Fraser, Greg Grice, David Hooley, Dennice Leahey, Louis J. Maroun, Don Mills, Jason Shannon, Elaine Sibson, Nancy Tower

President & CEO: Charles R. Cirtwill

Advisory Council

George Bishop, Angus A. Bruneau, George T. H. Cooper, Purdy Crawford, Ivan E. H. Duvar, Peter C. Godsoe, James Gogan, Frederick E. Hyndman, Bernard Imbeault, Phillip R. Knoll, Colin Latham, Hon. Peter Lougheed, Norman Miller, Gerald L. Pond, Cedric E. Ritchie, Joseph Shannon, Allan C. Shaw, Paul Sobey

Board of Research Advisors

Chair: Professor Robin F. Neill, University of Prince Edward Island

Professor Charles S. Colgan, Edmund S. Muskie School of Public Service, University of Southern Maine; Professor Doug May, Memorial University of Newfoundland; Professor James D. McNiven, Dalhousie University; Professor Robert A. Mundell, Nobel Laureate in Economics, 1999; Professor J. Colin Dodds, Saint Mary's University

1697 Brunswick Street, 2nd Floor; Halifax, Nova Scotia

Telephone: (902) 429-1143; fax: (902) 425-1393

E-mail: aims@AIMS.ca; Web site: www.AIMS.ca



WHAT'S IN THE REPORT CARD?

The *2nd Annual Report Card on Western Canadian High Schools* includes information from the **2006-07, 2007-08 and 2008-09** school years to calculate stable results – two of the three years must be available for inclusion. We compile data from departments of education, school boards, schools and any other publicly-available sources that provide insight into the performance of high schools. All indicators represent an entire school's performance or characteristic. Once the data has been compiled, we grade and rank everything that explains how your schools serve you with the exception of schools where results represent an average of fewer than six students – these are excluded due to the potentiality of skewed results and privacy concerns.

INDICATORS

Indicators reveal school performance in one of its many facets. At their highest level, they represent one of the two core objectives of education: (1) keeping students engaged in learning (Engagement) and (2) facilitating the attainment of competencies (Achievement). These broad objectives have a number of different elements to be considered for a comprehensive assessment. Keeping students engaged means that they attend school and progress from grade-to-grade-to-graduation. Schools should also be encouraging students to enjoy the challenge of learning and continue learning upon graduation. Those that do well teaching and engaging students will have more students staying in school, committed to learning and progressing to higher-learning.

Schools doing a good job of facilitating competency attainment have students with high levels of essential competencies (e.g. mathematics, language and sciences). We know how schools are doing – comparatively – by administering common exams across all schools that comprehensively and effectively assess levels of competencies. We recognize that standardized exams can only narrowly assess competencies effectively; thus, we also include Teacher-Assigned Marks to assess the broader range of competencies (e.g. inter and intra-personal skills, diligence etc.) required for success.

The comprehensiveness of this report allows identification of all sources of a problem. For instance, two schools that perform poorly on provincial math exams, but have varying attendance records (students show up to one and don't to the other) have different problems. The school where students are not showing up will do better by focusing on getting students back in the classroom. The school where students are there but not learning would do better by improving its instruction methods. These schools can look at the policies and practices of other schools with high attendance rates and provincial math exam marks for direction.

Below is a description of the indicators we like to include (as opposed to what is actually included) in our high school report cards and why we like to include it. Jump to the



Indicator Pyramids section to find out what is actually included in this report card and how overall grades are derived.

TABLE 1: INDICATOR DESCRIPTIONS

	Indicators	What is it?	Why is it included?
Engagement	Moving-On	Number of students who move from one grade to the next within the same school	Indicates schools' ability to sustain students' interest in learning throughout the entire duration of high school
		Grade 12 to graduation is the final Moving-On rate	
	Attendance	Average daily attendance rate of students in all courses and grades	Indicates schools' ability to get and keep students in class on a daily basis
	Post-Secondary Preparatory Course Participation	Proportion of students participating in university or college preparatory math and language arts courses	Indicates schools' ability to facilitate interest in higher learning - an important aspect of success later in life
	Post Secondary Participation	Proportion of students moving on, or intending to move on, to post-secondary education the year after graduation	Indicates schools' ability to facilitate actual participation in higher learning
Achievement	Provincial Exams	Average grade on provincial exams including math, science, language arts and humanities, where available	Indicates schools' ability to facilitate the attainment of core competencies Comparable across all high schools in the province
	Course Marks	Average teacher-assigned mark in all math, science, language arts and humanities courses	Indicates schools' ability to facilitate the attainment of the broad range of competencies required for success in high-school
			A more encompassing assessment of achievement than provincial exams but lacks comparability.
Post-Secondary School Achievement	Average first year marks of students who moved on to study at one of the universities or community colleges within one of the four Western provinces.	Indicates school's ability to facilitate the broad range of competencies required for success in post-secondary school Enables more meaningful comparisons	
Inputs	High School Enrolment	Number of students enrolled in high schools (Grades 9 or 10 - 12)	Levels the playing field based on the physical capacity of the school
	Pupil-Teacher Ratio	Ratio of all students to all full-time equivalent teaching staff	Levels the playing field based on the labour capacity of the school
	Teacher Certification	Indicator of the average qualifications possessed by teaching staffs in schools	Levels the playing field based on the quality of the schools' teachers ¹
	Feeder School Achievement	Average marks on intermediate level provincial exams in math and language arts	Levels the playing field based on the calibre of students' entering high-schools
	Average level of Socio-Economic Status	A variety of demographics used to capture the social and economic conditions of students	Levels the playing field based on the life circumstances (i.e. wealth, family arrangement, cost of housing etc.) that impact students' performance

¹Many schools have limited control over teacher hiring. If the school is in control of hiring, they likely remain impeded by other factors that present challenges for hiring top-quality personnel. Hypothetically, if the school was in complete control of hiring without differential impediments, we would not include this as an *Input*.



SCORING, RANKING AND GRADING

Ranks indicate the performance of schools relative to other schools. The top ranked school (number 1) is the top performing school. Grades indicate the performance of schools relative to other schools, but they also consider how much better or worse schools are than proximal schools. For instance, the top, second and third ranked school may all receive a 'B+' because they are only slightly better than the other schools. The top ranked might also achieve an 'A+' and the second, a 'B' indicating a much greater difference in performance between the two.

In-Context

The AIMS model for assessing high schools is designed to focus on the factors that are directly within their control. Education systems have a responsibility to recognize external factors (*Inputs*) to understand why certain conditions enable high performance and other conditions prevent it. When considering how schools perform, it is somewhat unfair to disregard their fortune. We consider the following *Inputs* to focus assessment on the school itself:

- ⇒ the size of the high school,
- ⇒ the amount of students per teacher,
- ⇒ level of teacher qualifications,
- ⇒ student performance prior to entering high school,
- ⇒ the demographic characteristics of the surrounding community.

Inputs are used to derive *In-Context* scores which level the playing field. *In-Context* grades and ranks better represent the efforts disadvantaged schools put forth to overcome their challenges.

Absolute

Providing a fair assessment is important; however, it is also important to consider how schools are serving its students in absolute terms. This more effectively predicts schools' performance at preparing students for success. The grade and ranks, unadjusted for circumstances, are labeled *Absolute*.

Overall and Final

The scores for each indicator are used to calculate average grades for the *Achievement* and *Engagement* indicator categories. These average grades are then used to calculate an overall Absolute and In-Context grade. The *Final* Grade for each school is calculated by averaging the *Overall Absolute* and the *Overall In-Context* score.



INDICATOR PYRAMIDS

The Indicator Pyramids below illustrate how individual indicators build into *Final* grades and ranks for each province. They also show the information that must be available for inclusion. Overall and *Final* ranks and grades vary from report card-to-report card and from province-to-province depending on data availability. Refer to the Indicator Pyramids to know what is included and what comprises the grades and ranks in your specific province on this report card.

The AIMS High-School Report Card Indicator Pyramids have five levels:

- ⇒ *Final*,
- ⇒ *Overall Absolute and In-Context*,
- ⇒ *Overall Achievement and Engagement*,
- ⇒ Summary Indicator, and
- ⇒ Indicator

Final is the top of the pyramid and it is consistent across all report cards and provinces; a *Final* rank and grade requires an *Overall Absolute* and an *Overall In-Context* score. *Overall Absolute* and *In-Context* are also always consistent requiring both *Overall Engagement* and *Achievement* scores. It is the Summary Indicator and Indicator levels that differ depending on data availability. See the illustrations below to understand what indicators are included and are fundamental for computing higher level grades and ranks in each province.

Notes:

- ⇒ *Overall Absolute* and *In-Context* headings appear to represent the exact same subordinate categories. They represent the same Overall, Summary Indicator and Indicator categories; however, there are two different scores for each category: Absolute and In-Context. The Overall Absolute scores only represent the Absolute scores; the Overall In-Context, only the In-Context scores.
- ⇒ The connecting lines illustrate how these levels build upon one another to eventually provide a *Final* grade and rank.
- ⇒ The brackets underneath the category names explain the number of indicators or summary categories, directly below, required to derive an overall score (e.g. 2 of 2) below the *Final* heading means both an overall Absolute and In-Context score must be available to derive a *Final* grade and rank).
- ⇒ In-Context scores are only missing when Absolute scores are available if key *Inputs* are missing.



FIGURE 1: INDICATOR PYRAMID - SASKATCHEWAN

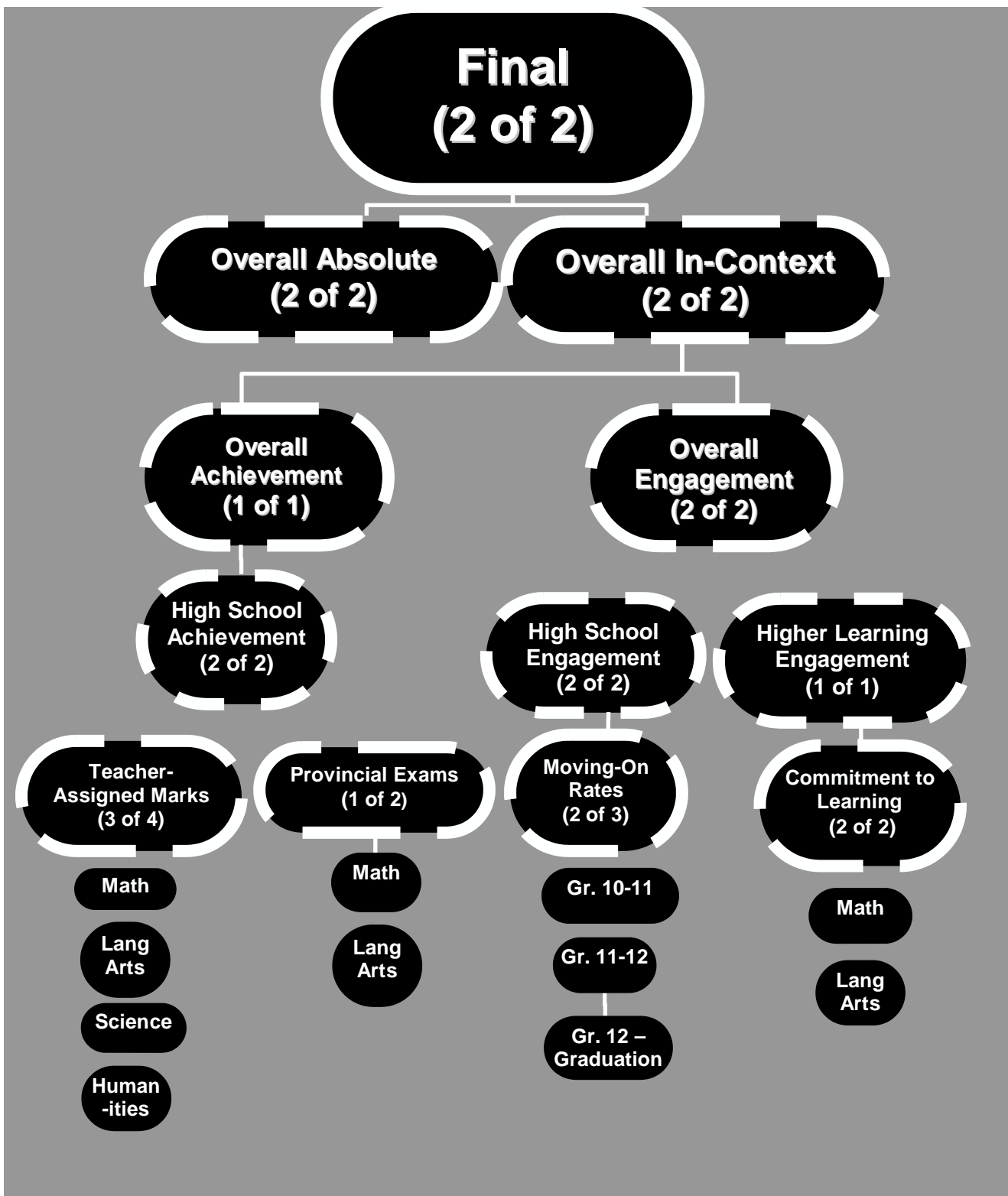
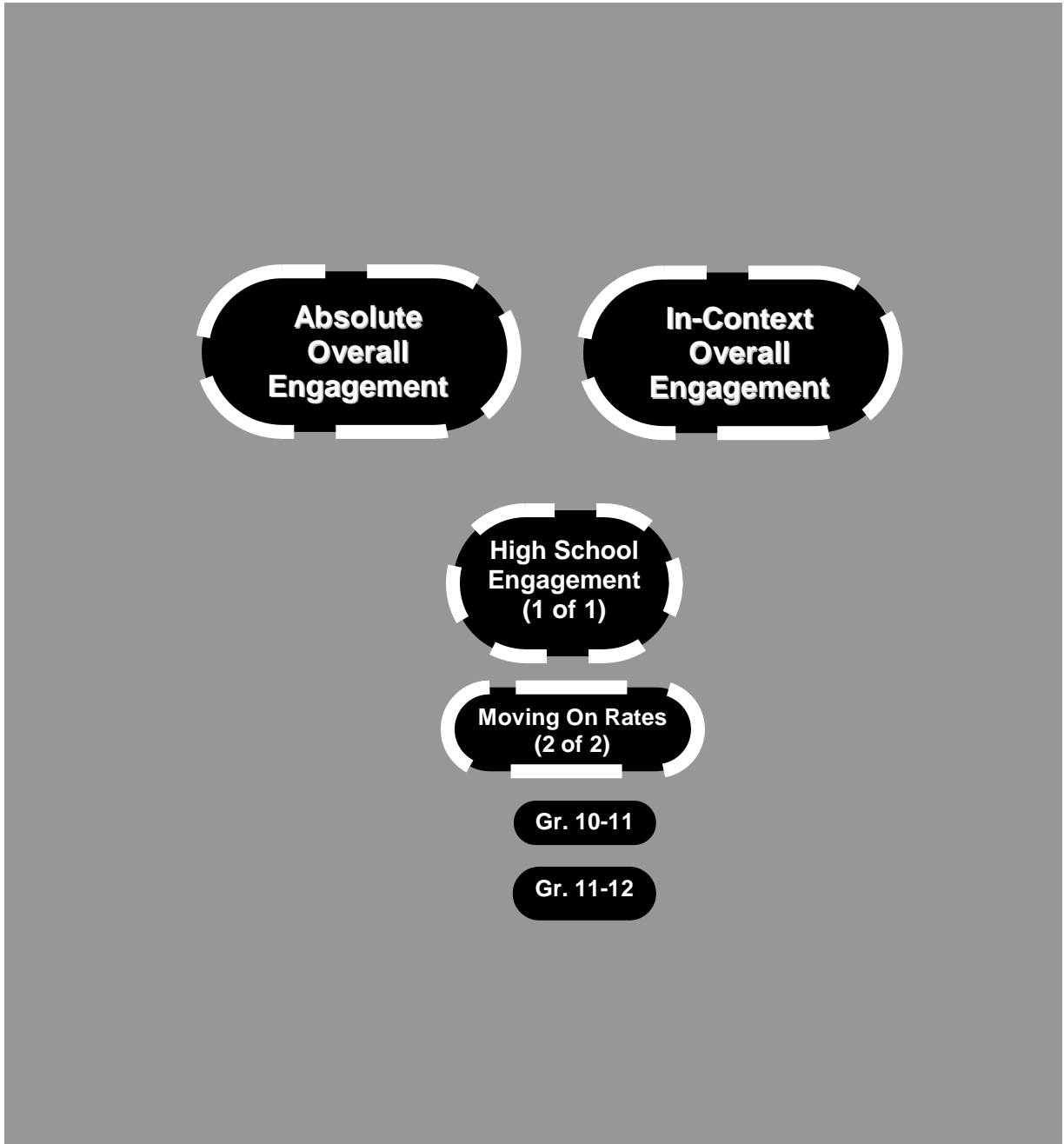


FIGURE 2: INDICATOR PYRAMID - MANITOBA





SPECIAL CONSIDERATIONS

The prototype is described above (excluding the Indicator Pyramids), this section describes how this report card differs from the prototype. Data availability and accessibility typically prevent us from providing the prototype. We remain flexible to deliver as much important information about your schools' performance as possible. Below describes exactly what is included in this report card.

SASKATCHEWAN

Results on middle school provincial exams were made available to us to better understand the calibre of students entering high schools. In our model Feeder Achievement is typically determined by compiling these marks for all schools feeding into a particular high school. This works well when middle schools feed one particular high school; this is not the case in Saskatchewan. We altered the method to calculate **community** Feeder Achievement averages rather than **high school** averages. These averages were applied to all high schools within a particular community. Note that not all schools had Feeder Achievement scores, which prevents calculation of In-Context scores and, consequently, *Final* grades and ranks.¹

The number of students enrolled in different levels of grade 12 math and language arts courses was made available to us for the Post-Secondary Preparation indicators. We decided exclude them because there is no clear method, common for all schools, to distinguish between courses that prepare for higher levels of education and those that do not. Also, the Department of Education collects annual surveys that assess students' commitment to learning. These *Commitment to Learning* indicators allow for a cross-province comparison of students' enthusiasm and commitment to learning, similar to what Post-Secondary Preparation assesses. This is a strong indicator of the likelihood of students to continue formal education after high school and overall levels of engagement, in general.

Teacher certification levels, attendance rates and post-secondary participation rates remain unavailable. Inclusion of this information would tell us more about how schools perform. We hope in the future the Saskatchewan officials recognize the importance of making this information available at the school-level.

We were unable to include Post-Secondary Achievement. We hope we are able to include this important indicator of student academic achievement in the next edition.

¹ Most notably, this impacted Englefeld School – the top overall ranked school in the previous edition. This example emphasizes the importance of looking beneath the Final grade and rank – Englefeld demonstrates high Absolute performance yet again this year.



All independent schools were excluded from the Final dataset as labeled by Saskatchewan Department of Education's *Saskatchewan Independent Schools (General Public List) 2011-2012 School Year* list. All schools closed from the beginning of the assessment period until now were also excluded.

Despite these few examples, we are mostly pleased with the amount of information made available by the Department of Education. We applaud the prompt, helpful and cordial responses to our requests and look forward to further collaboration to improve education in Saskatchewan.

MANITOBA

All non-funded independent were excluded from the final dataset as identified by on the Manitoba Department of Education's website *Schools in Manitoba: Non-Funded and Independent*. Also all adult education centres were excluded as identified by the *Directory of Certified Adult Learning and Literacy Centres of Manitoba 2011-2012* document.

Few other qualifications are needed for Manitoba's data primarily because so little was made available. We were able to include even fewer indicators in this edition from the scant amount include in the previous; only grade 10–11 and 11–12 Moving-On Rates are included with grade 12 to graduation missing because graduation rates were not distributed this year.

Despite our efforts to convey the importance of school-level assessments to Manitoba's Department of Education, they have regressed from the previous edition. Manitoba's actions suggest they either believe school-level assessment is unimportant or not useful. They fail to see why parents and students would be interested in knowing how their school is performing against others. They fail to recognize that there are differences in the quality of education offered at different schools. They fail to recognize the grave impact of these differences on students' future prospects. They fail to recognize that parents and students are interested in knowing how their schools are doing and armed with the right information can influence education improvements in their schools and across the province. They fail to recognize that improvements in transparency practices improve accountability which is essential to accelerate education improvements. Either they fail to recognize these things or they find it more convenient to keep their citizens in the dark. It is up to you to decide whether or not this is acceptable.



UNDERSTANDING THE RESULTS

The results are presented in table-format. Below are descriptions of how to interpret the results and a diagram identifying each aspect of the table.

Note – Data in examples below are for illustrative purposes and do not represent any school in particular.

Results are presented under each indicator header. *Inputs* contain the raw results (either actual scores or percentiles) and their accompanying rank. *Input* ranks only consider the magnitude of the score, they do not consider optimal performance.

Outcome indicator results are presented as grades and ranks. These ranks do consider optimal performance with number one being the top performing school. Grades represent a typical school letter grading system with ‘A+’ being the best and ‘F’, the worst. A school’s grade depends on their Z-score with ‘0’ being the average or ‘B-’, positive scores are above average or ‘B-’ and above, and negative, below average or ‘B-’ and below; the higher a score, the better the performance.

Each grade has a designated upper and lower bound. If the Z-score falls between the upper and lower bound of a grade, that grade is attributed to the school. Below is a diagram illustrating the upper and lower bounds of each potential grade.

**TABLE 2: GRADING UPPER AND LOWER BOUNDS**

Upper Bound	Letter Grade	Lower Bound
-1.51	F	$-\infty$
-1.18	D	-1.50
-0.84	C-	-1.17
-0.51	C	-0.83
-0.18	C+	-0.50
0.16	B-	-0.17
0.49	B	0.17
0.82	B+	0.50
1.16	A-	0.83
1.49	A	1.17
∞	A+	1.50

INTERPRETING THE RESULTS**INPUTS:**

High School Enrolment – the numbers within this column represent three-year averages of total high school enrolment - all applicable grades as defined by provincial standards (e.g. 10, 11 and 12).

PTR – the numbers within this column represent the number of pupils for every full time equivalent (FTE) teachers (*For schools with more than just high-school grades (i.e. intermediate and primary grades), all students and FTE teachers are used to calculate school PTRs – number of FTE teachers by grade is unavailable in all Atlantic Canadian provinces.*)

Teacher Certification – the numbers within this column are percentiles and represent the proportion of teachers with higher than a basic level teaching certificate (e.g. 83 means this school has more highly trained teachers than 82 percent of other schools in the province).

SES – the numbers within this column are percentiles and represent the student population's relative socio-economic status (e.g. 69 means the student population has a socio-economic status higher than 69% of other schools in the province). We use Statistics Canada's most recent Census data and connect it to students' home postal codes. Postal codes represent a small region allowing us to represent the SES of all the small regions in which students live. An overall score is calculated by averaging all the small regions' SES scores.

The following data makes up the SES scores: (1) Proportion of the labour force in high status occupations, (2) Proportion of the population with university degrees, (3) Average



income, (4) Average home value, (5) Average rent, (6) Employment rate, (7) Youth employment rate, (8) Proportion of the population having less than a high school diploma, (9) Unemployment rate, (10) Youth unemployment rate, (11) Proportion of one-parent families, and (12) Proportion of low-income families.

Feeder Achievement – the numbers within this column are percentiles and represent the relative competency levels – as determined by intermediate provincial exams - of students entering high school (e.g. 74 means your high school's feeder schools had students with competency levels higher than 73% of other middle schools/junior highs.)

INDICATORS:

The scenarios below describe what the grades and ranks mean. They also provide a practical explanation of good and poor performance on Absolute and In-Context scores. This section helps anyone who remains confused about how to interpret Absolute and In-Context performance.

Scenario 1: Absolute - A+/1, In Context - A+/3

In absolute terms, your school scores well above the provincial average and you rank first overall in this measure. This excellent performance also shows your school has advantages from the outset, but do not rely on them for their good performance. Keep up the good work.

Scenario 2: Absolute - A+/14, In Context - C+/87

In absolute terms your school performs well above the provincial average on this measure. Based on the context in which your school operates, however, there is considerable room for improvement and a real opportunity to excel that is being missed.

Scenario 3: Absolute - B-/41, In Context - A-/14

In absolute terms your school performs slightly below the provincial average, however, considering the context in which your school operates this performance is actually BETTER than would reasonably be expected. Schools in similar circumstances should look to you for best practices.

Scenario 4: Absolute - D/107, In Context - B/50

In absolute terms your school performs far below the provincial average, however, this performance is offset by your operating circumstances as you perform considerably better than would reasonably be expected. Identifying and building on the tools that have allowed you to make the best of a sub-optimal situation should allow you to achieve continued growth in coming years.

Scenario 5: Absolute - F/40, In Context - D/39

In absolute terms your school performs far below the provincial average and this performance is not offset by your operating circumstances as you perform considerably below expectations as well. This is an area for considerable improvement. Finding schools that have similar inputs and that do better on this measure would be helpful.



WHY USE THIS REPORT CARD?

In short: to know how high schools are serving their students. But why is this important? It is no secret that a high school education is crucial for lifelong success. We know that success is not only dependent on a diploma but also on gaining high levels of competencies and an enthusiasm for higher learning. We also know that some high schools are good at achieving these things and some, not so good. We know this by listening to our friends and family talk about other schools or maybe by watching the news and finding out a certain school won an award. There is surprisingly little information made available to us indicating school performance based on hard facts.

Often we can find information on how our province is performing on provincial exams or graduation rates which is useful information for your department of education but offers little to parents and students. It is cold hard facts about the performance of the schools we attend that allow us to hold departments of education, school boards and school administrators accountable with questions like:

- ⇒ *Why do students get high marks from their teachers but fail provincial exams?*
- ⇒ *Why aren't students prepared for university studies?*
- ⇒ *Why can't you keep students coming to school?*
- ⇒ *Why aren't students interested in learning?*

The *2nd Annual Report Card on Western Canadian High Schools* provides you with the information to identify problems and, if warranted, celebrate successes. We can no longer accept that our schools are serving us well without proof when so much is riding on it. The proof is here. Hold our schools accountable with it and improve the education they deliver.

READING THE RESULTS

The report card is presented in chart format. It is read from left to right with the school names and districts in the far left column, and the overall *Absolute* and *In-context* grades and ranks in the far right. The grades and ranks in each cell correspond to the indicator at the top of the column and the school at the start of the row. The schools appear in the chart according to their *Final* Rank with number 1 at the top. The schools without enough data for a *Final* grade are unranked, separated and appear in alphabetical order.

Specific aspects of the AIMS Report Card chart are described in the diagram below. For quick reference, identify the aspect in question and follow the proximal arrow to the corresponding description.

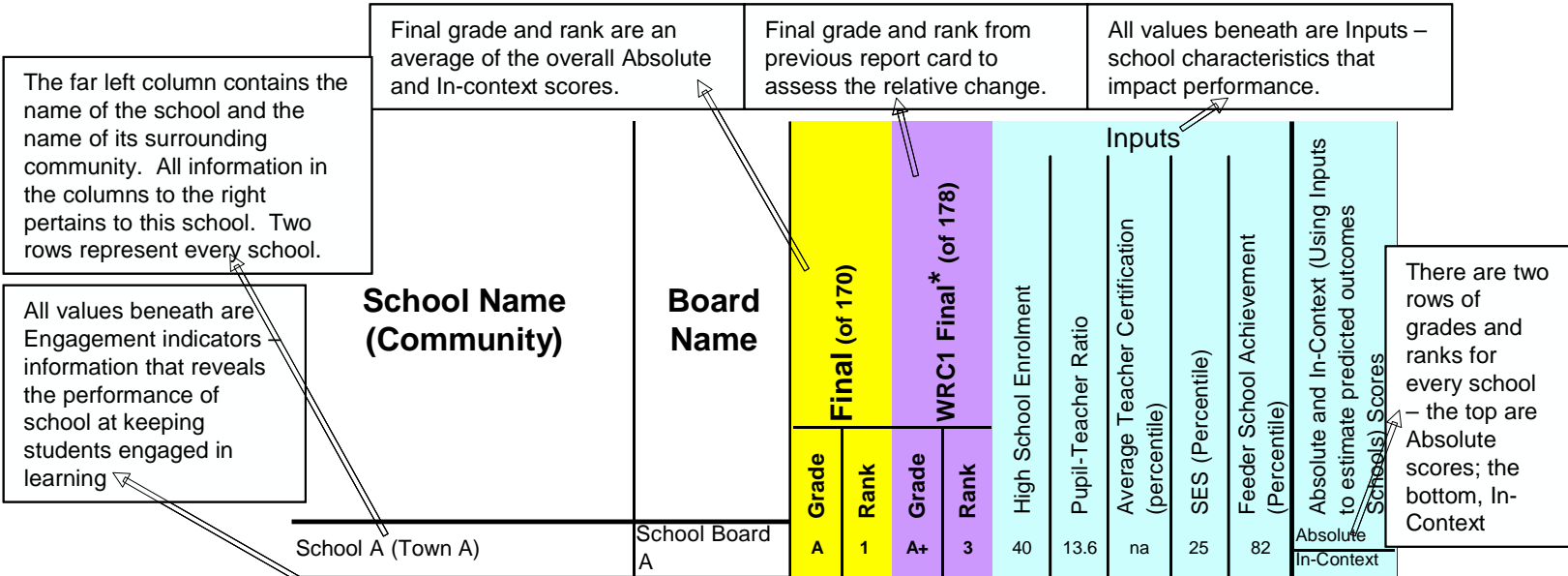
**PLEASE NOTE:**

Not all indicators of school quality are included due to data availability. The final grades and ranks for the *Final* and other overall categories reflect the schools' performance as an average of only the available indicators included. If there are no final grades, there was not enough information to assess overall school quality.

It is important to understand where schools rank overall, but it is just as important to understand how they rank on individual indicators. Schools may be weak in some areas and strong in others, this variation is not reflected by the Overall Grade.



READING THE RESULTS - DIAGRAM



“(of 243)” means the is performance information for 243 schools for this particular indicator. The “(of 0)” indicators means no information is available.

“(n/a)” means not applicable which represents scores that were either not made available or were only available for one year. “ts” is not included in this example but means “too small” and represents schools with too few students to validly include performance information.

All values beneath are Achievement indicators – information that reveals the performance of schools at training students in essential competencies

Overall Performance (of 185)

Engagement												Achievement																			
Attendance (of 0)		Grade 10 Moving-On (of 243)		Grade 11 Moving-On (of 243)		Grade 12 Moving-On (of 244)		Commitment to Learning - Math (of 132)		Commitment to Learning - Lang. Arts (of 185)		Post-Secondary Participation (of 0)		Overall Engagement (of 191)		Teacher Assigned Mark - Math (of 240)		Teacher Assigned Mark - Science (of 243)		Teacher Assigned Mark - Language Arts (of 240)		Teacher Assigned Mark - Math (of 238)		Provincial Exam Mark - Math (of 134)		Provincial Exam Mark - Lang. Arts (of 188)		Overall Achievement (of 189)		Overall Performance (of 185)	
Grade	Rank	Grade	Rank	Grade	Rank	Grade	Rank	Grade	Rank	Grade	Rank	Grade	Rank	Grade	Rank	Grade	Rank	Grade	Rank	Grade	Rank	Grade	Rank	Grade	Rank	Grade	Rank	Grade	Rank	Grade	Rank
na	na	B+	47	C+	109	A	20	na	na	A+	10	na	na	A-	7	A	22	A+	14	A+	3	A+	1	na	na	A+	3	A+	2	A	1
na	na	A-	26	C+	139	B+	22	na	na	A+	11	na	na	A-	6	A	13	A+	5	A+	1	A+	1	na	na	A+	3	A+	1	A	1

Overall Performance grades and ranks are the average of Overall Achievement and Overall Engagement

WRC2 Saskatchewan - Ranked

1

School Name (Community)	Board Name	Final (of 170)		WRC1 Final* (of 178)		Inputs					Absolute and In-Context (Using Inputs to estimate predicted outcomes Schools) Scores		Attendance (of 0)		Grade 10 Moving-On (of 243)	
		Grade	Rank	Grade	Rank	High School Enrolment	Pupil-Teacher Ratio	Average Teacher Certification (percentile)	SES (Percentile)	Feeder School Achievement (Percentile)	Grade	Rank	Grade	Rank		
Glentworth Central School (Glentworth)	Prairie South	A	1	A+	3	40	13.6	na	25	82	Absolute In-Context	na na	na na	B+ A-	47 26	
Central Butte School (Central Butte)	Prairie South	A	2	A	6	54	15.1	na	17	78	Absolute In-Context	na na	na na	B- B	145 82	
Medstead Central School (Medstead)	Living Sky	A-	3	A-	9	61	12.8	na	42	86	Absolute In-Context	na na	na na	B- B	138 84	
McLurg High School (Wilkie)	Living Sky	A-	4	B+	21	123	13.8	na	48	60	Absolute In-Context	na na	na na	B- B	141 80	
Lake Lenore School (Lake Lenore)	Horizon	A-	5	A+	2	58	13.6	na	89	96	Absolute In-Context	na na	na na	B+ B	46 90	
Langenburg High School (Langenburg)	Good Spirit	A-	6	A-	13	102	14.7	na	64	71	Absolute In-Context	na na	na na	B B	95 76	
Esterhazy Central High School (Esterhazy)	Good Spirit	A-	7	A-	17	231	14.9	na	46	64	Absolute In-Context	na na	na na	B B+	68 50	
ECF pavillon Gustave Dubois (Saskatoon)	D.S. Francophone	A-	8	A-	10	47	37.3	na	88	49	Absolute In-Context	na na	na na	B- F	146 194	
Davidson School - K-12 (Davidson)	Sun West	A-	9	B+	37	84	13.7	na	27	79	Absolute In-Context	na na	na na	B- B	126 63	
Quill Lake School (Quill Lake)	Horizon	A-	10	B	46	59	12.5	na	29	81	Absolute In-Context	na na	na na	A- A	23 6	
Leader Composite School (Leader)	Chinook	A-	11	B+	33	93	13.1	na	74	87	Absolute In-Context	na na	na na	C+ C+	187 159	
Wadena Composite School (Wadena)	Horizon	B+	12	B	53	137	13.2	na	11	10	Absolute In-Context	na na	na na	C B	207 52	
Clavet Composite School (Clavet)	Prairie Spirit	B+	13	B	50	196	17.6	na	82	89	Absolute In-Context	na na	na na	B+ B-	52 120	
Humboldt Collegiate Institute (Humboldt)	Horizon	B+	14	B+	39	353	16.4	na	49	68	Absolute In-Context	na na	na na	B+ B+	42 40	
Goodsoil Central School (Goodsoil)	Northwest	B+	15	A	5	52	13.7	na	30	40	Absolute In-Context	na na	na na	B+ A-	51 17	
Luseland School (Luseland)	Living Sky	B+	16	A	7	55	13.5	na	67	83	Absolute In-Context	na na	na na	C+ C+	175 143	
Lanigan Central High School (Lanigan)	Horizon	B+	17	B+	23	158	13.0	na	61	82	Absolute In-Context	na na	na na	B+ B+	45 36	
Kelvington High School (Kelvington)	Horizon	B+	18	B+	35	120	15.1	na	50	13	Absolute In-Context	na na	na na	B A-	65 27	
Hanley School (Hanley)	Prairie Spirit	B+	19	B+	20	117	16.7	na	51	34	Absolute In-Context	na na	na na	B- B	128 92	
Allan Composite School (Allan)	Prairie Spirit	B+	20	A	8	68	13.7	na	74	62	Absolute In-Context	na na	na na	B B+	54 41	
Valley Christian Academy (Osler)	Prairie Spirit	B+	21	A-	16	114	18.9	na	87	84	Absolute In-Context	na na	na na	B+ B-	40 108	

*The addition of variables and changes to inclusion rules alters Final grades and ranks along with actual changes in performance from WRC1 to WRC2. A more detailed description of differences is available in the Supplementary Materials document.

Engagement										Achievement																	
Grade 11 Moving-On (of 243)		Grade 12 Moving-On (of 244)		Commitment to Learning - Math (of 132)		Commitment to Learning - Lang. Arts (of 185)		Post-Secondary Participation (of 0)		Overall Engagement (of 191)		Teacher Assigned Mark - Math (of 240)		Teacher Assigned Mark - Science (of 243)		Teacher Assigned Mark - Language Arts (of 240)		Teacher Assigned Mark - Humanities (of 238)		Provincial Exam Mark - Math (of 134)		Provincial Exam Mark - Lang. Arts (of 188)		Overall Achievement (of 189)		Overall Performance (of 185)	
Grade	Rank	Grade	Rank	Grade	Rank	Grade	Rank	Grade	Rank	Grade	Rank	Grade	Rank	Grade	Rank	Grade	Rank	Grade	Rank	Grade	Rank	Grade	Rank	Grade	Rank	Grade	Rank
C+	109	A	20	na	na	A+	10	na	na	A-	7	A	22	A+	14	A+	3	A+	1	na	na	A+	9	A+	2	A	1
C+	139	B+	22	na	na	A+	11	na	na	A-	6	A	13	A+	5	A+	1	A+	1	na	na	A+	3	A+	1	A	1
C+	146	A	23	A+	5	A+	2	na	na	A+	1	A	17	A+	9	B+	82	A+	18	B-	62	A+	2	A	11	A	2
C+	149	A-	11	A+	4	A+	2	na	na	A+	1	A+	8	A+	3	B+	41	A+	6	B	52	A+	1	A	5	A	2
C+	81	A-	46	A-	25	na	na	na	na	B+	33	A+	3	A+	3	A+	14	A+	19	A-	19	na	na	A	6	A-	8
C+	125	B	51	A-	22	na	na	na	na	B+	29	A+	4	A+	1	A+	6	A+	7	A	16	na	na	A+	2	A-	4
C+	112	A-	41	A+	2	B	76	na	na	B+	15	A-	43	A-	46	B+	70	B+	94	B+	24	A	13	A-	20	A-	14
C+	98	B+	43	A+	1	B	56	na	na	A-	13	A-	24	A-	25	A-	31	B+	51	A	17	A	8	A-	9	A-	5
C+	79	A-	75	A+	9	A-	23	na	na	A-	8	A-	25	A-	37	A	22	A+	22	A+	4	B+	72	A	8	A-	5
C+	99	B-	118	A+	7	B	49	na	na	B+	23	B+	47	B+	69	A-	36	A	17	A+	8	C+	127	B+	24	B+	19
C+	126	B-	177	B+	30	A	15	na	na	B+	38	A+	6	A+	6	A+	6	A+	9	B+	29	A-	29	A	7	A-	10
C+	96	C+	160	A-	25	A	19	na	na	B+	32	A+	7	A+	4	A+	5	A+	4	B+	22	B+	39	A	6	A-	10
C+	140	B	156	B+	32	A+	8	na	na	B+	23	A-	45	A	25	A-	34	A	35	A-	23	A-	20	A-	12	A-	13
C+	135	B-	107	B+	27	A+	7	na	na	B+	19	A-	29	A	15	A	13	A	18	A-	18	A-	18	A	8	A-	7
C+	120	B-	187	A+	3	na	na	na	na	A-	6	B+	65	B+	73	A	23	A+	20	A+	1	A+	4	A+	4	A	3
B+	14	A	7	A+	2	na	na	na	na	A	2	D	176	C-	170	F	183	D	176	B+	28	B	70	C+	147	B	39
B-	54	A-	62	B-	59	A+	6	na	na	B+	29	A-	38	A	23	B	131	A	37	A+	5	B	73	A-	16	A-	17
B-	93	B+	44	B	54	A+	6	na	na	B+	25	A-	21	A	10	B	75	A+	15	A+	5	B+	58	A	7	A-	9
C+	188	A-	50	A+	6	B	82	na	na	A-	14	B+	55	B	109	B-	167	A-	74	A-	16	A-	36	B+	31	B+	18
C	168	B	49	A+	5	B	65	na	na	A-	12	A-	30	B	72	B	98	A-	31	A	11	A-	27	A-	17	A-	11
C+	130	A-	61	na	na	B	60	na	na	B	65	B	78	A-	34	A	30	A	45	na	na	A+	1	A+	3	A-	11
C+	133	B	90	na	na	B-	79	na	na	B-	89	B	68	A-	35	A-	21	A	27	na	na	A+	2	A	4	B+	21
C+	151	A	18	A+	12	A	17	na	na	B+	16	C+	178	B-	150	B-	154	C-	209	B+	35	B+	65	B-	110	B	45
C+	100	A-	13	A+	11	A+	5	na	na	A	3	B+	54	B+	43	A-	23	B-	117	A+	7	A+	7	A-	11	A	3
C+	159	A-	74	na	na	A-	25	na	na	B+	24	B+	61	A-	60	A	20	A+	24	na	na	A+	8	A	5	A-	7
C+	131	B+	33	na	na	B	54	na	na	B	63	B-	98	B	86	B+	52	A-	35	na	na	A-	16	A-	23	B+	30
C+	76	B	149	A	22	B+	48	na	na	B+	31	A-	29	B+	78	B+	96	A-	75	A+	2	B+	64	A-	14	A-	15
C+	110	B	71	A	20	B	53	na	na	B+	30	A-	27	B+	62	B	77	B+	59	A+	3	B	67	A-	16	B+	15
C+	142	B+	110	A+	15	A	13	na	na	A-	9	B	79	A-	47	B+	93	B-	155	C+	80	A-	25	B	57	B+	26
C+	104	B	84	A+	13	A+	8	na	na	A-	7	B+	36	A	20	A-	28	B	88	B	54	A	10	B+	26	A-	8
C+	150	B	146	B	39	A+	4	na	na	B+	20	B-	116	B+	71	A	32	A-	69	A	11	B+	37	A-	21	A-	16
C+	122	B-	145	B+	35	A+	4	na	na	B+	22	B-	102	B+	63	A-	20	A-	48	A	10	B+	55	A-	22	B+	17
B-	62	B+	93	A+	16	A	19	na	na	A-	11	B	88	B	119	B+	79	B-	151	A-	22	A-	22	B+	37	B+	19
B-	87	B	97	A+	14	A	20	na	na	B+	14	B	67	B	98	B+	46	B-	107	A-	19	A-	26	B+	34	B+	18
C	196	A-	77	A-	23	B+	42	na	na	B+	36	A-	46	B	120	A	29	A-	63	A+	8	C	158	B+	40	B+	33
B-	67	B	55	A-	21	A-	23	na	na	B+	16	A	18	B+	70	A	7	A	26	A+	2	C+	134	A-	15	A-	12
C+	155	A-	32	B-	68	A-	26	na	na	B	54	A	19	A+	12	B+	80	A	43	B	48	A	15	A-	17	B+	24
B-	71	A-	20	B-	63	A-	24	na	na	B	39	A	16	A+	6	B+	68	A-	30	B+	33	A	11	A-	14	B+	16
C+	141	A-	82	A+	4	A+	9	na	na	A	3	A-	42	B+	79	B+	108	C-	210	C+	88	A-	33	B	80	B+	22
B-	77	B	102	A+	3	A+	13	na	na	A-	5	A-	31	B+	58	B	74	C-	165	B-	77	B+	38	B	71	B+	22
C+	152	B+	88	A	19	A-	29	na	na	B+	18	A+	2	A+	13	B+	102	A	48	B+	31	A-	27	A-	13	A-	12
B-	74	B+	38	A+	16	B	68	na	na	B+	31	A	17	A-	26	C+	155	B	83	B	59	B	85	B	59	B	34

*The addition of variables and changes to inclusion rules alters Final grades and ranks along with actual changes in performance from WRC1 to WRC2. A more detailed description of differences is available in the Supplementary Materials document.

WRC2 Saskatchewan - Ranked

School Name (Community)	Board Name	Final (of 170)		WRC1 Final* (of 178)		Inputs						Absolute and In-Context (Using Inputs to estimate predicted outcomes Schools) Scores			
		Grade	Rank	Grade	Rank	High School Enrollment	Pupil-Teacher Ratio	Average Teacher Certification (percentile)	SES (Percentile)	Feeder School Achievement (Percentile)	Grade	Rank	Grade	Rank	
Glenthurst School (Kenaston)	Sun West	B+	22	B+	18	47	11.2	na	62	73	Absolute In-Context	na na	B B+	85 34	
William Mason School (Choiceland)	North East	B+	23	B	67	56	12.7	na	20	37	Absolute In-Context	na na	C+ B	165 53	
Radville Regional High School (Radville)	South East Cornerstone	B+	24	B	51	72	16.3	na	77	28	Absolute In-Context	na na	A- A-	25 20	
Kipling School (Kipling)	Prairie Valley	B+	25	A-	15	127	17.8	na	41	46	Absolute In-Context	na na	B- B-	119 99	
Ecole Monseigneur de Laval (Regina)	D.S. Francophone	B+	26	B	47	63	16.3	na	94	17	Absolute In-Context	na na	C+ C	202 173	
Shaunavon High School (Shaunavon)	Chinook	B+	27	A-	14	145	13.2	na	70	97	Absolute In-Context	na na	B- B-	121 129	
Debden School (Debden)	Sask. Rivers	B+	28	n/a	n/a	78	12.3	na	54	31	Absolute In-Context	na na	B- B	152 54	
Churchbridge Public School (Churchbridge)	Good Spirit	B+	29	B	41	68	13.8	na	69	80	Absolute In-Context	na na	B- B-	139 115	
North Valley High School (Lemberg)	Prairie Valley	B+	30	B-	119	82	16.7	na	75	8	Absolute In-Context	na na	B+ A-	35 16	
Broadview School (Broadview)	Prairie Valley	B+	31	B	54	53	15.5	na	3	24	Absolute In-Context	na na	C- B-	222 98	
Holy Rosary High School (Lloydminster)	Lloydminster RCS	B+	32	C+	135	264	8.4	na	93	41	Absolute In-Context	na na	B B+	72 29	
Holy Rosary High School (Lloydminster)	Lloydminster RCS	B+	32	C+	135	264	8.4	na	93	41	Absolute In-Context	na na	B B+	72 29	
Campbell Collegiate (Regina)	Regina	B	33	B	59	1354	16.8	na	96	17	Absolute In-Context	na na	B B-	56 127	
Cudworth School (Cudworth)	Horizon	B	34	B-	109	64	14.2	na	68	70	Absolute In-Context	na na	B B	95 71	
Ituna School (Ituna)	Horizon	B	35	n/a	n/a	55	14.0	na	89	84	Absolute In-Context	na na	A- B+	20 28	
Maidstone High School (Maidstone)	Northwest	B	36	B-	91	122	15.3	na	58	60	Absolute In-Context	na na	B- B-	130 100	
Cut Knife High School (Cut Knife)	Living Sky	B	37	B+	36	94	12.0	na	5	15	Absolute In-Context	na na	C B+	214 47	
Unity Composite High School (Unity)	Living Sky	B	38	B	77	182	14.1	na	48	62	Absolute In-Context	na na	B B	103 57	
Ponteix School (Ponteix)	Chinook	B	39	B+	27	52	14.5	na	27	96	Absolute In-Context	na na	B B	74 75	
Central Collegiate (Moose Jaw)	Prairie South	B	40	B	57	487	17.3	na	67	49	Absolute In-Context	na na	B B	67 91	

*The addition of variables and changes to inclusion rules alters Final grades and ranks along with actual changes in performance from WRC1 to WRC2. A more detailed description of differences is available in the Supplementary Materials document.

Engagement										Achievement																			
Grade 11 Moving-On (of 243)		Grade 12 Moving-On (of 244)		Commitment to Learning - Math (of 132)		Commitment to Learning - Lang. Arts (of 185)		Post-Secondary Participation (of 0)		Overall Engagement (of 191)		Teacher Assigned Mark - Math (of 240)		Teacher Assigned Mark - Science (of 243)		Teacher Assigned Mark - Language Arts (of 240)		Teacher Assigned Mark - Math (of 238)		Provincial Exam Mark - Math (of 134)		Provincial Exam Mark - Lang. Arts (of 188)		Overall Achievement (of 189)		Overall Performance (of 185)			
Grade	Rank	Grade	Rank	Grade	Rank	Grade	Rank	Grade	Rank	Grade	Rank	Grade	Rank	Grade	Rank	Grade	Rank	Grade	Rank	Grade	Rank	Grade	Rank	Grade	Rank	Grade	Rank	Grade	Rank
B	16	B+	122	na	na	B+	36	na	na	B+	30	B-	125	B	102	A-	35	A-	66	na	na	B+	60	B+	39	B+	31		
B+	19	C+	147	na	na	A-	28	na	na	B+	26	B	76	B+	66	A	8	A	23	na	na	B+	49	B+	28	B+	23		
C	228	A-	34	C+	88	A+	1	na	na	B+	17	C	188	B-	158	C+	206	A-	54	B	38	B-	121	B-	108	B	44		
C	177	B+	31	C+	82	A+	1	na	na	A-	9	B-	107	B	83	B-	122	A+	14	A	13	B	63	B+	33	B+	14		
C	214	A-	52	na	na	B+	43	na	na	B+	34	B-	118	B-	130	B+	92	C+	176	na	na	A	14	B+	33	B+	30		
B-	70	B+	47	na	na	B+	34	na	na	B+	28	B-	93	B-	109	B	80	C+	135	na	na	A	12	B+	35	B+	26		
B-	26	A-	65	na	na	A	20	na	na	B+	19	B	80	B	114	B+	105	B	129	na	na	B+	50	B+	45	B+	27		
B	24	A-	21	na	na	A-	25	na	na	B+	17	B	62	B	93	B	99	B-	114	na	na	B+	48	B	56	B+	28		
B-	44	B+	96	A+	14	A+	7	na	na	A-	10	D	223	na	na	B	149	B	107	A	13	B+	40	B	59	B+	29		
B+	9	B-	122	A+	10	A+	10	na	na	A-	11	F	183	na	na	C+	149	B	92	A+	9	B+	53	B	74	B+	29		
C+	128	B+	114	B+	29	A-	22	na	na	B+	39	A-	39	A-	48	B	140	B-	157	A+	6	A	12	A-	19	B+	20		
C	165	B-	110	A-	26	B+	38	na	na	B	55	B+	51	B+	64	B-	130	C+	128	A	14	A-	34	B+	37	B	35		
C	225	B+	113	na	na	B	73	na	na	B-	79	B-	131	B+	95	B	111	B-	136	na	na	A	17	B+	30	B	49		
C+	144	B-	127	na	na	B+	35	na	na	B	48	B	60	B+	41	A-	35	B+	61	na	na	A+	5	A-	10	B+	20		
C+	136	B+	141	na	na	A	18	na	na	B+	26	A-	47	B+	77	A-	44	A	39	na	na	B	90	B+	38	B+	28		
C+	114	B-	143	na	na	A-	21	na	na	B	34	B+	42	B	71	A-	32	A	21	na	na	B-	102	B	51	B	32		
C+	94	B+	101	na	na	C+	123	na	na	B-	95	A+	9	B+	72	B	125	A+	3	na	na	B	84	A-	23	B	48		
B+	17	B	82	na	na	B-	102	na	na	B	58	A+	6	A-	39	B	94	A+	2	na	na	B+	42	A-	13	B+	25		
C	217	A	9	na	na	B+	41	na	na	B	58	F	232	B-	166	A-	50	B	119	na	na	B-	106	B-	127	B-	84		
C	182	A+	5	na	na	A+	12	na	na	A-	8	C-	170	B+	45	A+	3	A-	39	na	na	A	15	A-	18	A-	6		
C+	84	A+	1	C+	76	C+	127	na	na	B+	21	A-	31	B+	98	B+	68	B	125	C	105	B-	102	B	91	B	43		
B-	46	A+	1	B-	67	C+	107	na	na	B+	18	A-	19	B+	61	A	11	A-	36	B-	74	B	88	B+	43	B+	27		
C+	84	A+	1	C+	76	C+	127	na	na	B+	21	A-	31	B+	98	B+	68	B	125	C	105	B-	102	B	91	B	43		
B-	46	A+	1	B-	67	C+	107	na	na	B+	18	A-	19	B+	61	A	11	A-	36	B-	74	B	88	B+	43	B+	27		
C+	97	B	159	B+	27	B	58	na	na	B	50	B+	68	B+	68	B	118	B	114	B+	25	A-	26	B+	32	B+	34		
C+	118	B	50	B+	28	B	67	na	na	B	57	B	81	B+	60	B	90	B	79	B	42	B+	47	B	55	B	46		
C+	181	B+	126	C+	82	B	64	na	na	B-	90	B-	126	B+	99	B+	71	A	33	A+	3	B-	118	A-	22	B	42		
C+	119	B-	124	C+	77	B	73	na	na	B-	92	B-	106	B	79	B+	56	A	19	A+	1	B-	125	A-	20	B	40		
C+	78	B+	134	na	na	B-	106	na	na	B	73	B+	53	A-	38	B+	75	C+	177	na	na	A+	11	A-	15	B+	32		
B-	51	C+	149	na	na	C+	126	na	na	B-	113	B	63	B+	51	B	88	C+	149	na	na	A-	19	B+	32	B	59		
C+	131	B	151	A+	11	A-	32	na	na	B+	25	B-	120	B-	163	C+	201	C+	184	A-	18	B-	108	B	92	B	47		
B-	86	B-	121	A+	9	B+	31	na	na	B+	20	B-	95	C+	133	C+	159	C+	142	A	15	B-	105	B	89	B	37		
C+	148	B+	90	C-	115	B	77	na	na	C+	136	B+	57	B	103	B-	180	C+	178	B+	33	B	85	B	72	B-	109		
C	159	B+	29	C-	111	A	17	na	na	B	70	A+	1	A	8	A-	22	B+	52	A+	6	A+	6	A+	3	A-	13		
B-	59	B+	129	B	43	A	14	na	na	B+	32	C+	164	C+	185	B+	98	B	121	B	47	B	98	B	95	B	50		
B-	59	B	101	B+	36	A	16	na	na	B+	27	B-	117	C+	138	B+	51	B	75	B+	32	B	84	B	67	B	33		
C+	72	B	172	B	48	A+	11	na	na	B+	37	A+	10	A+	17	A	24	B+	82	C-	119	B	77	B	52	B+	37		
C+	151	B-	135	B	40	A	18	na	na	B	42	A	11	A	18	A-	18	B+	69	D	125	B-	98	B	75	B	50		
B-	41	B-	202	A+	17	B	65	na	na	B+	43	B+	60	C+	196	B	124	B+	91	A-	21	B-	125	B	61	B	46		
B-	49	B-	140	A+	15	B-	83	na	na	B	38	B	57	C	158	B-	117	B	77	B+	23	C+	133	B	91	B	53		

*The addition of variables and changes to inclusion rules alters Final grades and ranks along with actual changes in performance from WRC1 to WRC2. A more detailed description of differences is available in the Supplementary Materials document.

WRC2 Saskatchewan - Ranked

School Name (Community)	Board Name	Final (of 170)		WRC1 Final* (of 178)		Inputs						Absolute and In-Context (Using Inputs to estimate predicted outcomes Schools) Scores								
		Grade	Rank	Grade	Rank	High School Enrollment	Pupil-Teacher Ratio	Average Teacher Certification (percentile)	SES (Percentile)	Feeder School Achievement (Percentile)	Attendance (of 0)	Grade 10 Moving-On (of 243)	Grade	Rank	Grade	Rank				
																	Grade	Rank	Grade	Rank
Glenthworth Composite School (Cupar)	Prairie Valley	B	41	B	72	62	14.9	na	17	71	Absolute	na	na	B+	33	In-Context	na	na	A-	14
St. Louis School (St Louis)	Sask. Rivers	B	42	C+	154	64	13.7	na	7	31	Absolute	na	na	B	113	In-Context	na	na	A	10
Marion M. Graham Collegiate (Saskatoon)	Saskatoon	B	43	B	55	839	18.9	na	92	49	Absolute	na	na	A-	15	In-Context	na	na	B	73
North Battleford Comp. (North Battleford)	Living Sky	B	44	B	73	799	16.8	na	22	10	Absolute	na	na	C	206	In-Context	na	na	C+	142
Watrous Winston High School (Watrous)	Horizon	B	45	n/a	n/a	144	13.9	na	64	92	Absolute	na	na	B+	39	In-Context	na	na	B+	42
Carlton Comp. High School (Prince Albert)	Sask. Rivers	B	46	B	44	2183	22.8	na	16	4	Absolute	na	na	A-	24	In-Context	na	na	B+	30
Macklin School (Macklin)	Living Sky	B	47	B-	117	133	15.1	na	75	48	Absolute	na	na	B-	124	In-Context	na	na	B-	96
Milestone School (Milestone)	Prairie Valley	B	48	B-	93	65	14.1	na	44	67	Absolute	na	na	C+	168	In-Context	na	na	B-	110
Melville Comp. (Melville)	Good Spirit	B	49	B	65	334	16.7	na	39	79	Absolute	na	na	B-	133	In-Context	na	na	B-	125
Lumsden High School (Lumsden)	Prairie Valley	B	50	B	76	339	14.2	na	86	98	Absolute	na	na	B-	118	In-Context	na	na	C+	158
Hudson Bay Composite High School (Hudson Bay)	North East	B	51	B-	127	147	13.4	na	39	76	Absolute	na	na	C+	167	In-Context	na	na	B-	105
St. Brieux School (St Brieux)	Horizon	B	52	B	70	51	14.4	na	86	71	Absolute	na	na	B+	49	In-Context	na	na	B	56
Maple Creek Composite High School (Maple Creek)	Chinook	B	53	B-	133	199	14.2	na	77	65	Absolute	na	na	B	106	In-Context	na	na	B	85
Robert Southey School (Southey)	Prairie Valley	B	54	B	48	88	16.3	na	71	90	Absolute	na	na	B	109	In-Context	na	na	B-	137
Naicam School (Naicam)	North East	B	55	B	52	83	15.0	na	63	75	Absolute	na	na	B	76	In-Context	na	na	B	70
L.P. Miller Comp. School (Nipawin)	North East	B	56	B	80	408	15.5	na	35	78	Absolute	na	na	C+	163	In-Context	na	na	B-	136
L.P. Miller Comp. School (Nipawin)	North East	B	56	B	80	408	15.5	na	35	78	Absolute	na	na	C+	163	In-Context	na	na	B-	136
W.P. Sandin Composite School (Shellbrook)	Sask. Rivers	B	57	n/a	n/a	143	17.0	na	13	65	Absolute	na	na	C+	200	In-Context	na	na	C+	140
Gravelbourg High School (Gravelbourg)	Prairie South	B	58	C+	146	82	12.5	na	94	31	Absolute	na	na	B	98	In-Context	na	na	B	67
Midale Central School (Midale)	South East Cornerstone	B	59	n/a	n/a	58	15.0	na	60	12	Absolute	na	na	B+	30	In-Context	na	na	A	11
Sheldon-Williams Collegiate (Regina)	Regina	B	60	B	66	600	16.2	na	91	17	Absolute	na	na	B+	50	In-Context	na	na	B	65

*The addition of variables and changes to inclusion rules alters Final grades and ranks along with actual changes in performance from WRC1 to WRC2. A more detailed description of differences is available in the Supplementary Materials document.

Engagement											Achievement																
Grade 11 Moving-On (of 243)		Grade 12 Moving-On (of 244)		Commitment to Learning - Math (of 132)		Commitment to Learning - Lang. Arts (of 185)		Post-Secondary Participation (of 0)		Overall Engagement (of 191)		Teacher Assigned Mark - Math (of 240)		Teacher Assigned Mark - Science (of 243)		Teacher Assigned Mark - Language Arts (of 240)		Teacher Assigned Mark - Math (of 238)		Provincial Exam Mark - Math (of 134)		Provincial Exam Mark - Lang. Arts (of 188)		Overall Achievement (of 189)		Overall Performance (of 185)	
Grade	Rank	Grade	Rank	Grade	Rank	Grade	Rank	Grade	Rank	Grade	Rank	Grade	Rank	Grade	Rank	Grade	Rank	Grade	Rank	Grade	Rank	Grade	Rank	Grade	Rank	Grade	Rank
C+	184	A	8	B-	73	B-	96	na	na	B	62	B	77	B	116	B-	163	A+	30	C	103	B+	47	B	71	B	63
C	163	A	8	B-	69	B-	80	na	na	B	52	B+	40	B	74	B	110	A+	12	C+	84	A-	33	B+	40	B	41
C+	91	A-	45	na	na	C+	121	na	na	B-	102	F	228	C	206	B-	162	C	197	na	na	A-	35	B-	113	B-	105
C+	137	A-	15	na	na	B	58	na	na	B	37	C	157	B-	104	A-	34	B-	101	na	na	A+	4	A-	19	B+	24
C+	132	B-	192	B+	31	A-	33	na	na	B+	44	A-	30	B	104	B+	91	B-	146	B+	34	B+	43	B+	42	B+	35
C+	120	B-	114	B+	29	B	66	na	na	B	56	B	59	B-	116	B-	126	C	152	B-	70	B-	96	B-	115	B-	83
B-	61	C-	228	A+	8	B	87	na	na	B	64	C+	180	B-	135	B-	172	C	205	B	39	B	82	B-	115	B	80
C+	103	C	172	A+	8	B+	37	na	na	B	36	B-	104	B+	67	B	81	C+	131	A-	20	A-	25	B+	39	B+	31
C+	144	A-	79	na	na	B+	55	na	na	B	47	B-	123	B+	70	A-	40	A-	53	na	na	B	97	B+	49	B	41
C+	150	B	74	na	na	B	76	na	na	B	72	B-	118	B	73	A-	30	A-	38	na	na	B-	124	B	83	B	78
B	14	D	234	B+	37	C+	119	na	na	B-	94	B	86	B-	146	B	139	B	113	B+	32	B	81	B	58	B	75
C+	123	B	61	B	50	B-	87	na	na	B	65	B+	38	B+	59	B+	37	B+	63	B	41	A-	31	B+	31	B	36
C+	117	B	170	A	20	B	74	na	na	B	48	A-	24	B	122	C+	208	B-	147	B+	36	B-	111	B	77	B	54
B-	60	C+	148	A	18	B	78	na	na	B	41	A-	22	B-	101	C	168	B-	119	B+	27	B-	111	B	79	B	52
C+	105	A-	43	na	na	B	68	na	na	B	63	C-	212	B-	165	A-	43	B-	143	na	na	B+	46	B	64	B	58
C+	95	B+	41	na	na	B	57	na	na	B	62	C	163	B-	123	A-	17	B	97	na	na	B+	41	B	57	B	48
B-	43	B	171	B-	67	B+	38	na	na	B	67	B	108	B+	101	B	117	B	132	B	40	A-	24	B+	46	B	53
B-	88	B	92	B-	65	B+	42	na	na	B-	74	B-	90	B	80	B	100	B-	113	B	46	A-	37	B	60	B	60
C+	139	A-	67	B+	34	B	81	na	na	B	56	B+	54	A+	7	C+	204	B+	100	B-	71	A+	6	B+	27	B+	36
C	170	B	64	B+	31	C+	123	na	na	B-	95	B	78	A	13	C	170	B	95	C	111	A-	20	B	87	B-	92
C+	96	B+	124	A-	26	B+	52	na	na	B	53	B+	59	B	124	B-	152	B-	158	C+	85	B+	58	B	97	B	66
C+	127	B	99	A-	24	B+	41	na	na	B	43	B+	34	B	84	B	93	B-	103	B-	73	B+	46	B	66	B	47
C+	175	A	13	F	132	A+	3	na	na	B	66	B-	156	B-	147	A-	48	B+	77	C+	76	A+	10	B+	48	B	51
B-	83	B+	32	F	125	A+	3	na	na	B-	80	C+	136	C+	139	B+	57	B+	60	B-	76	A	13	B	63	B	63
C+	93	B+	97	A+	7	B	85	na	na	B+	22	C	207	C	215	B	136	C	204	B	44	B	80	B-	126	B	56
B-	66	B	95	A+	6	B-	86	na	na	B+	24	C-	166	C-	173	B	111	C	155	B+	36	B	82	B-	123	B	56
C+	191	A-	26	na	na	B	79	na	na	B	60	A-	44	A	27	A-	37	C+	172	na	na	B+	48	B+	29	B+	38
C+	142	B+	23	na	na	C+	106	na	na	B-	105	B	56	B+	42	B+	59	C	157	na	na	B	86	B	76	B-	95
C+	153	A-	83	A+	13	C	132	na	na	B	49	B-	133	A-	49	A-	52	B+	93	B	49	C	154	B	82	B	55
C+	115	B	69	A+	12	C	139	na	na	B	45	B-	115	B+	46	B+	53	B+	73	B	44	C	153	B-	94	B	62
C+	157	B-	178	B-	58	B-	109	na	na	B-	115	A	16	A-	44	B+	76	A	40	B	52	B	89	B+	34	B	60
C	173	B-	112	B	55	C+	105	na	na	B-	112	A	14	A-	27	B+	42	A	22	B	55	B	81	B+	30	B	58
C+	157	B-	178	B-	58	B-	109	na	na	B-	115	A	16	A-	44	B+	76	A	40	B	52	B	89	B+	34	B	60
C	173	B-	112	B	55	C+	105	na	na	B-	112	A	14	A-	27	B+	42	A	22	B	55	B	81	B+	30	B	58
C	216	B	168	na	na	B	57	na	na	B-	82	C-	208	B-	154	B-	165	C	200	na	na	A-	19	B	63	B	72
C	178	B	59	na	na	B+	44	na	na	B	67	C	156	B-	105	B-	121	C	158	na	na	A	14	B	50	B	49
B-	28	A-	30	na	na	B+	49	na	na	B+	42	B	84	A-	39	B	143	B-	168	na	na	C+	137	B-	117	B	61
B+	10	B-	123	na	na	B+	40	na	na	B	33	B	73	A-	32	B	113	B-	110	na	na	C+	135	B-	110	B	61
C+	149	A-	59	na	na	B+	46	na	na	B+	41	C	195	C-	218	B	147	A-	68	na	na	C+	144	C+	149	B-	83
B-	34	B	63	na	na	A-	27	na	na	B+	15	C+	134	C	163	B	92	A-	33	na	na	B-	119	B-	114	B	44
B-	64	B-	183	B+	33	B+	50	na	na	B	52	B	102	B	112	B	122	B-	138	C+	82	B+	68	B	99	B	67
B	30	C+	150	B+	30	B+	48	na	na	B	44	B-	97	B	94	B	107	B-	106	C+	87	B	66	B-	98	B	64

*The addition of variables and changes to inclusion rules alters Final grades and ranks along with actual changes in performance from WRC1 to WRC2. A more detailed description of differences is available in the Supplementary Materials document.

School Name (Community)	Board Name	Final (of 170)		WRC1 Final* (of 178)		Inputs						Attendance (of 0)		Grade 10 Moving-On (of 243)	
		Grade	Rank	Grade	Rank	High School Enrolment	Pupil-Teacher Ratio	Average Teacher Certification (percentile)	SES (Percentile)	Feeder School Achievement (Percentile)	Absolute and In-Context (Using Inputs to estimate predicted outcomes Schools) Scores	Grade	Rank	Grade	Rank
Glenthurst School (Wolseley)	Prairie Valley	B	61	B+	26	90	16.1	na	61	45	Absolute	na	na	A-	12
Wolseley High School (Wolseley)	Prairie Valley	B	61	B+	26	90	16.1	na	61	45	In-Context	na	na	A	9
Holy Cross High School (Saskatoon)	St Paul's RCS	B	62	B	43	1306	19.6	na	94	49	Absolute	na	na	B	108
Holy Cross High School (Saskatoon)	St Paul's RCS	B	62	B	43	1306	19.6	na	94	49	In-Context	na	na	C	178
McNaughton High School (Moosomin)	South East Cornerstone	B	63	B-	92	195	16.2	na	78	39	Absolute	na	na	B	63
McNaughton High School (Moosomin)	South East Cornerstone	B	63	B-	92	195	16.2	na	78	39	In-Context	na	na	B	68
Arcola School (Arcola)	South East Cornerstone	B	64	n/a	n/a	62	15.0	na	24	13	Absolute	na	na	F	229
Arcola School (Arcola)	South East Cornerstone	B	64	n/a	n/a	62	15.0	na	24	13	In-Context	na	na	C-	182
Hepburn School (Hepburn)	Prairie Spirit	B	65	B-	85	68	15.9	na	72	35	Absolute	na	na	B-	156
Hepburn School (Hepburn)	Prairie Spirit	B	65	B-	85	68	15.9	na	72	35	In-Context	na	na	B-	121
Archbishop M.C. O'Neill High School (Regina)	Regina RCS	B	66	B-	120	670	14.9	na	66	17	Absolute	na	na	B-	123
Archbishop M.C. O'Neill High School (Regina)	Regina RCS	B	66	B-	120	670	14.9	na	66	17	In-Context	na	na	B	72
Grenfell High School (Grenfell)	Prairie Valley	B	67	B-	103	90	11.5	na	22	44	Absolute	na	na	B	114
Grenfell High School (Grenfell)	Prairie Valley	B	67	B-	103	90	11.5	na	22	44	In-Context	na	na	A-	21
Tisdale Middle & Secondary School (Tisdale)	North East	B	68	B-	122	346	17.4	na	52	62	Absolute	na	na	B+	32
Tisdale Middle & Secondary School (Tisdale)	North East	B	68	B-	122	346	17.4	na	52	62	In-Context	na	na	B+	38
Birch Hills School (Birch Hills)	Sask. Rivers	B	69	n/a	n/a	149	16.8	na	12	47	Absolute	na	na	C+	190
Birch Hills School (Birch Hills)	Sask. Rivers	B	69	n/a	n/a	149	16.8	na	12	47	In-Context	na	na	B-	114
Lampman School (Lampman)	South East Cornerstone	B	70	B-	108	71	16.6	na	66	11	Absolute	na	na	B-	132
Lampman School (Lampman)	South East Cornerstone	B	70	B-	108	71	16.6	na	66	11	In-Context	na	na	B	77
Wakaw School (Wakaw)	Horizon	B	71	n/a	n/a	75	14.6	na	31	100	Absolute	na	na	C	212
Wakaw School (Wakaw)	Horizon	B	71	n/a	n/a	75	14.6	na	31	100	In-Context	na	na	F	189
Kamsack Comp. Institute (Kamsack)	Good Spirit	B	72	B	75	153	13.2	na	8	41	Absolute	na	na	C+	177
Kamsack Comp. Institute (Kamsack)	Good Spirit	B	72	B	75	153	13.2	na	8	41	In-Context	na	na	B+	46
Walter Murray Collegiate (Saskatoon)	Saskatoon	B	73	B-	96	1395	16.6	na	90	49	Absolute	na	na	B	83
Walter Murray Collegiate (Saskatoon)	Saskatoon	B	73	B-	96	1395	16.6	na	90	49	In-Context	na	na	C+	146
Creighton Community School (Creighton)	Creighton	B	74	B	62	156	14.9	na	36	65	Absolute	na	na	C-	215
Creighton Community School (Creighton)	Creighton	B	74	B	62	156	14.9	na	36	65	In-Context	na	na	C	175
St. Joseph High School (Saskatoon)	St Paul's RCS	B-	75	B	40	961	17.4	na	97	49	Absolute	na	na	B	64
St. Joseph High School (Saskatoon)	St Paul's RCS	B-	75	B	40	961	17.4	na	97	49	In-Context	na	na	C+	161
Canora Composite School (Canora)	Good Spirit	B-	76	C+	138	145	16.3	na	38	7	Absolute	na	na	C+	172
Canora Composite School (Canora)	Good Spirit	B-	76	C+	138	145	16.3	na	38	7	In-Context	na	na	B	69
Outlook High School (Outlook)	Sun West	B-	77	B+	32	169	15.7	na	80	84	Absolute	na	na	B-	137
Outlook High School (Outlook)	Sun West	B-	77	B+	32	169	15.7	na	80	84	In-Context	na	na	C+	152
Meath Park School (Meath Park)	Sask. Rivers	B-	78	B	81	97	16.7	na	9	80	Absolute	na	na	B	99
Meath Park School (Meath Park)	Sask. Rivers	B-	78	B	81	97	16.7	na	9	80	In-Context	na	na	B+	49
Delisle Composite School (Delisle)	Prairie Spirit	B-	79	B-	114	277	15.8	na	57	26	Absolute	na	na	B-	127
Delisle Composite School (Delisle)	Prairie Spirit	B-	79	B-	114	277	15.8	na	57	26	In-Context	na	na	B	78
Greenall School (Balgonie)	Prairie Valley	B-	80	B-	123	686	16.0	na	91	64	Absolute	na	na	B-	120
Greenall School (Balgonie)	Prairie Valley	B-	80	B-	123	686	16.0	na	91	64	In-Context	na	na	C+	155
H. Hardcastle School (Edam)	Northwest	B-	81	B-	110	59	13.4	na	59	68	Absolute	na	na	C+	182
H. Hardcastle School (Edam)	Northwest	B-	81	B-	110	59	13.4	na	59	68	In-Context	na	na	B-	131

*The addition of variables and changes to inclusion rules alters Final grades and ranks along with actual changes in performance from WRC1 to WRC2. A more detailed description of differences is available in the Supplementary Materials document.

WRC2 Saskatchewan - Ranked

Engagement											Achievement																		
Grade 11 Moving-On (of 243)		Grade 12 Moving-On (of 244)		Commitment to Learning - Math (of 132)		Commitment to Learning - Lang. Arts (of 185)		Post-Secondary Participation (of 0)		Overall Engagement (of 191)		Teacher Assigned Mark - Math (of 240)		Teacher Assigned Mark - Science (of 243)		Teacher Assigned Mark - Language Arts (of 240)		Teacher Assigned Mark - Math (of 238)		Provincial Exam Mark - Math (of 134)		Provincial Exam Mark - Lang. Arts (of 188)		Overall Achievement (of 189)		Overall Performance (of 185)			
Grade	Rank	Grade	Rank	Grade	Rank	Grade	Rank	Grade	Rank	Grade	Rank	Grade	Rank	Grade	Rank	Grade	Rank	Grade	Rank	Grade	Rank	Grade	Rank	Grade	Rank	Grade	Rank	Grade	Rank
C+	192	B	144	na	na	B-	95	na	na	B	69	B-	154	A-	50	B	120	A-	67	na	na	B	101	B	65	B	64		
C+	102	B-	109	na	na	B-	97	na	na	B	71	C+	120	B+	40	B	103	B+	57	na	na	B-	97	B	73	B	70		
C+	102	C+	209	B	45	B+	44	na	na	B	68	B	85	B	108	B+	89	A-	71	A	12	B+	59	B+	28	B	40		
C+	157	B	100	B	42	B-	85	na	na	B-	104	C+	130	B-	121	B-	116	B	84	B	45	B-	115	B-	104	B-	101		
C+	100	B+	123	A	21	B	80	na	na	B+	45	B	95	A-	53	B+	110	B+	81	C-	117	C+	139	B-	122	B	71		
B-	41	B	91	A	19	B-	81	na	na	B	35	B	80	B+	49	B	102	B+	67	C	114	C+	140	B-	122	B	75		
B-	48	C+	213	na	na	C+	126	na	na	C	158	B	114	A-	41	B+	74	na	na	na	na	B+	62	B+	41	B-	110		
B	26	C	174	na	na	B-	91	na	na	C+	128	B+	45	A	9	A-	19	na	na	na	na	A-	17	A-	12	B	38		
C	199	A-	64	B	40	C-	144	na	na	B-	107	B	112	A	30	A-	57	A-	60	C	97	B+	41	B	53	B	76		
B-	73	B	56	B+	34	C-	143	na	na	B-	96	B-	85	A-	22	B+	55	A-	44	C+	83	B+	43	B	48	B	66		
C+	75	B-	198	B-	57	B-	94	na	na	B-	91	B	87	A	33	B+	78	B+	98	C	94	B-	124	B	88	B-	86		
B-	72	C+	146	B	53	B	61	na	na	B-	78	B+	49	A	11	A-	25	A-	45	B-	79	B	92	B	49	B	54		
B-	63	B	167	na	na	C+	124	na	na	B-	128	B+	64	B+	80	B+	109	B	106	na	na	B-	129	B	90	B-	106		
B-	80	C+	156	na	na	B-	92	na	na	B-	84	A-	20	A-	23	A-	15	A-	32	na	na	B	80	B+	29	B	43		
C	201	B-	193	B	50	B	71	na	na	B	74	A-	28	A-	40	B+	63	A-	52	C+	90	C+	136	B	69	B	70		
C+	154	B-	125	B	47	B-	84	na	na	B-	79	A-	28	A-	36	B+	64	A-	47	C+	101	C+	142	B	90	B-	81		
C+	82	B+	103	na	na	C	139	na	na	C+	141	A-	35	A	26	B+	104	A	44	na	na	B-	115	B+	47	B-	90		
C+	128	A-	18	na	na	C	130	na	na	B-	116	A	15	A+	7	B+	50	A	25	na	na	B	76	B+	27	B	51		
C	200	A-	57	B-	66	C+	111	na	na	B-	93	B-	134	B+	66	A	17	A-	64	C	100	C+	145	B-	101	B-	94		
B-	39	B+	37	B-	58	B-	89	na	na	B	66	B	82	A-	38	A	9	A-	40	B-	65	B-	126	B	58	B	55		
C+	166	A-	68	na	na	B	66	na	na	B-	80	B	83	B+	75	A-	60	A-	61	na	na	A+	7	A	10	B+	23		
D	193	B+	26	na	na	C-	146	na	na	C-	168	C+	141	C+	137	B-	123	B	94	na	na	B+	60	B	86	C+	141		
C	220	B-	188	B-	62	A-	30	na	na	B-	85	C+	162	C+	191	B	113	C+	169	C	99	B-	123	C+	138	B-	118		
C-	186	B-	129	B-	61	A+	15	na	na	B	47	B+	53	B	96	A	14	B	78	B	56	B+	56	B+	45	B	42		
B	22	C+	214	C+	74	B+	39	na	na	B-	75	B+	71	A-	62	C+	190	B-	137	A-	15	B-	114	B	54	B	59		
C+	105	B-	144	C+	76	B	51	na	na	B-	101	B-	86	B+	52	C+	150	B-	105	B+	39	C+	139	B-	96	B-	98		
A	6	C	221	A-	24	B-	104	na	na	B-	77	B	111	A	32	C+	184	A	42	C	101	C+	135	B-	111	B-	85		
A	7	C-	181	A-	23	B-	98	na	na	B	73	B	71	A	19	B-	144	A	20	C+	88	C+	128	B	82	B	77		
C+	77	B	173	B-	71	A-	21	na	na	B	59	B	100	A-	58	B+	87	B-	165	B	50	B+	44	B	56	B	52		
B-	85	B-	119	B-	71	B+	43	na	na	B-	87	C+	140	B	82	B-	119	C	153	C+	97	B-	108	B-	131	B-	113		
B-	50	B-	181	B	55	B	75	na	na	B-	86	B	93	C+	194	B-	173	B+	78	C	106	C	147	C+	142	B-	120		
B+	18	B-	142	B	49	A-	30	na	na	B	40	B+	35	B-	115	B	109	A-	34	B	51	B-	99	B	62	B	45		
C+	111	B	154	C-	106	A	16	na	na	B-	78	A-	27	B+	81	B-	168	B-	154	B	45	B+	67	B	55	B	62		
B-	92	B-	130	C	100	A-	26	na	na	B-	100	B+	39	B	85	C+	160	C+	137	B	57	B-	104	B-	102	B-	99		
C+	124	A-	86	na	na	C+	128	na	na	B-	121	C-	210	C-	219	A-	53	A-	65	na	na	B+	52	B	68	B-	89		
C	169	A-	12	na	na	C+	125	na	na	B-	102	C	154	C-	166	A-	26	A-	46	na	na	A-	36	B	54	B	74		
C+	134	B+	95	C+	87	B	78	na	na	B-	92	B-	117	B-	162	B	121	B	126	C	104	B+	49	B-	112	B-	100		
B-	57	B+	45	C+	81	B	52	na	na	B-	75	B	74	B-	112	B	78	B	82	C+	82	A-	30	B	70	B	68		
C+	74	B	143	B+	36	B	59	na	na	B	57	B-	149	B-	174	B	129	B+	92	C+	81	A-	34	B	86	B	69		
B-	79	B	96	B+	33	B-	88	na	na	B-	77	C	148	C	153	B-	129	B	74	C	109	B	65	B-	128	B-	104		
C+	158	B+	109	na	na	B	83	na	na	B-	84	C	201	C+	192	B	132	B	115	B	41	B	93	B-	102	B-	87		
C+	117	B-	115	na	na	B	75	na	na	B-	85	C	152	C+	148	B	91	B+	72	B+	25	B	83	B	78	B-	82		

*The addition of variables and changes to inclusion rules alters Final grades and ranks along with actual changes in performance from WRC1 to WRC2. A more detailed description of differences is available in the Supplementary Materials document.

WRC2 Saskatchewan - Ranked

9

School Name (Community)	Board Name	Final (of 170)		WRC1 Final* (of 178)		Inputs						Attendance (of 0)		Grade 10 Moving-On (of 243)	
		Grade	Rank	Grade	Rank	High School Enrollment	Pupil-Teacher Ratio	Average Teacher Certification (percentile)	SES (Percentile)	Feeder School Achievement (Percentile)	Absolute and In-Context (Using Inputs to estimate predicted outcomes Schools) Scores	Grade	Rank	Grade	Rank
Glenthurst School (Canwood)	Sask. Rivers	B-	82	n/a	n/a	53	14.5	na	95	68	Absolute In-Context	na na	na na	B- C+	122 145
Martensville High School (Martensville)	Prairie Spirit	B-	83	B-	106	357	15.7	na	87	75	Absolute In-Context	na na	na na	B B-	87 116
Michael A. Riffel High School (Regina)	Regina RCS	B-	84	B	63	841	17.6	na	93	17	Absolute In-Context	na na	na na	B B-	86 128
William Derby School (Strasbourg)	Horizon	B-	85	n/a	n/a	117	15.0	na	18	85	Absolute In-Context	na na	na na	B- B-	151 102
Evan Hardy Collegiate (Saskatoon)	Saskatoon	B-	86	B	79	912	18.0	na	95	49	Absolute In-Context	na na	na na	A- B	18 74
Rockglen School (Rockglen)	Prairie South	B-	87	B-	95	57	14.5	na	46	46	Absolute In-Context	na na	na na	B+ A-	43 24
Sturgis Composite High School (Sturgis)	Good Spirit	B-	88	B-	132	65	11.2	na	24	72	Absolute In-Context	na na	na na	B- B+	135 39
Miller Comp. High School (Regina)	Regina RCS	B-	89	C+	153	717	15.5	na	84	17	Absolute In-Context	na na	na na	B B-	116 93
Rosetown Central High School (Rosetown)	Sun West	B-	90	B+	30	234	15.0	na	88	81	Absolute In-Context	na na	na na	B- C+	161 165
Lloydminster Comp. High School (Lloydminster)	Lloydminster	B-	91	C	158	540	9.2	na	91	41	Absolute In-Context	na na	na na	C- C	216 172
Centennial Collegiate (Saskatoon)	Saskatoon	B-	92	n/a	n/a	584	17.9	na	97	49	Absolute In-Context	na na	na na	B C+	55 157
Kinistino School (Kinistino)	Sask. Rivers	B-	93	B-	128	97	16.8	na	43	24	Absolute In-Context	na na	na na	B- B	147 88
St. Mary High (Prince Albert)	Prince Albert RCS	B-	94	B-	88	1048	19.0	na	15	4	Absolute In-Context	na na	na na	C+ B	174 89
Turtleford School (Turtleford)	Northwest	B-	95	C+	145	110	15.3	na	33	12	Absolute In-Context	na na	na na	C+ B-	195 95
Waldheim School (Waldheim)	Prairie Spirit	B-	96	C+	149	109	15.3	na	73	39	Absolute In-Context	na na	na na	C+ B-	171 138
Hague High School (Hague)	Prairie Spirit	B-	97	B-	99	116	15.2	na	79	73	Absolute In-Context	na na	na na	C+ C+	181 162
Carpenter High School (Meadow Lake)	Northwest	B-	98	B-	107	478	18.6	na	20	13	Absolute In-Context	na na	na na	B B+	59 35
Pierceland Central School (Pierceland)	Northwest	B-	99	C+	157	55	14.5	na	15	24	Absolute In-Context	na na	na na	C B-	210 106
Lord Asquith School (Asquith)	Prairie Spirit	B-	100	B	68	103	16.0	na	65	72	Absolute In-Context	na na	na na	B- B-	140 132
Aberdeen Composite School (Aberdeen)	Prairie Spirit	B-	101	C+	140	128	16.4	na	83	48	Absolute In-Context	na na	na na	B B-	112 117

*The addition of variables and changes to inclusion rules alters Final grades and ranks along with actual changes in performance from WRC1 to WRC2. A more detailed description of differences is available in the Supplementary Materials document.

Engagement										Achievement																			
Grade 11 Moving-On (of 243)		Grade 12 Moving-On (of 244)		Commitment to Learning - Math (of 132)		Commitment to Learning - Lang. Arts (of 185)		Post-Secondary Participation (of 0)		Overall Engagement (of 191)		Teacher Assigned Mark - Math (of 240)		Teacher Assigned Mark - Science (of 243)		Teacher Assigned Mark - Language Arts (of 240)		Teacher Assigned Mark - Math (of 238)		Provincial Exam Mark - Math (of 134)		Provincial Exam Mark - Lang. Arts (of 188)		Overall Achievement (of 189)		Overall Performance (of 185)			
Grade	Rank	Grade	Rank	Grade	Rank	Grade	Rank	Grade	Rank	Grade	Rank	Grade	Rank	Grade	Rank	Grade	Rank	Grade	Rank	Grade	Rank	Grade	Rank	Grade	Rank	Grade	Rank	Grade	Rank
C+	176	A-	85	na	na	C+	130	na	na	B-	129	C+	186	B+	90	B+	107	A-	56	na	na	A	16	B+	25	B	57		
B-	44	B-	141	na	na	C-	148	na	na	C	149	C-	168	B-	110	B-	131	B+	56	na	na	B+	45	B	69	B-	119		
C+	95	B-	182	A	18	B	62	na	na	B	46	B-	148	B	126	C	209	B-	167	B-	70	B	95	B-	124	B	73		
B-	84	C+	155	A+	17	B-	96	na	na	B	53	C+	139	B-	124	C-	172	C+	143	C+	89	B-	121	C+	143	B-	105		
C+	125	B+	135	C+	78	C+	115	na	na	B-	100	C+	161	B-	173	A	28	B+	84	B-	63	B+	45	B	62	B	79		
B-	62	B	53	C+	73	C+	129	na	na	B-	107	C	146	C+	146	A-	29	B+	71	B-	80	B+	61	B-	92	B-	100		
C+	172	B+	130	na	na	C	133	na	na	C+	135	B+	74	A-	36	B-	169	B+	85	na	na	B	86	B	51	B-	92		
C	174	B	58	na	na	C	133	na	na	C+	140	B+	46	A-	21	B-	127	B+	58	na	na	B	73	B	46	B-	94		
B	18	B-	200	C+	89	A-	24	na	na	B	55	B-	155	B-	160	B+	86	B-	144	B-	56	B+	63	B	85	B	65		
B	23	B-	137	C+	87	B+	47	na	na	B-	82	C	159	C	154	B-	115	C+	146	C+	100	B-	114	C+	142	B-	121		
C	198	B+	115	na	na	B-	88	na	na	B	71	A-	40	A	31	B-	178	B-	150	na	na	C	159	B-	129	B-	103		
C+	132	B	89	na	na	B	71	na	na	B	61	A-	23	A	17	B-	135	B-	108	na	na	C	149	B-	118	B-	88		
C	197	B+	133	C-	108	C+	114	na	na	C+	139	C	199	B-	136	A	19	A+	31	C-	123	B+	53	B	94	B-	119		
C	171	B-	134	C-	102	B-	90	na	na	C+	126	C+	124	B	81	A+	2	A+	5	C	103	A-	23	B+	38	B	73		
C+	103	B-	204	C+	85	B	69	na	na	B-	111	B+	63	C+	182	C+	189	B	109	B-	61	B	92	B-	103	B-	104		
B-	69	C+	157	C+	83	B	55	na	na	B-	98	B+	50	C+	135	B-	142	B+	64	B	61	B	74	B	77	B-	91		
B-	24	B+	132	B-	69	B	67	na	na	B-	76	A-	26	A-	52	B+	64	B+	99	C	109	B-	122	B	81	B	78		
B	25	B-	126	B-	64	B-	100	na	na	B-	99	B+	41	B+	68	B	85	B	87	C-	116	C+	144	B-	125	B-	112		
C-	237	A+	2	B	53	C-	150	na	na	B	70	C	189	C	207	C	213	F	223	B-	67	A-	31	C+	141	B-	112		
C-	187	A+	2	B	51	C	140	na	na	B	69	C+	138	C	150	B-	143	C	162	B	49	A-	29	B-	105	B-	85		
B-	56	na	na	B+	35	B-	93	na	na	B	61	C+	165	C+	193	na	na	C	203	A	9	B+	56	B	76	B	68		
B	28	na	na	B+	32	C	132	na	na	B-	91	C-	172	C-	177	na	na	D	170	A-	21	B-	116	C+	145	B-	129		
C-	232	B+	138	na	na	B	70	na	na	B-	88	B	110	B+	97	B+	101	F	224	na	na	C+	132	B-	130	B-	116		
C+	155	B	80	na	na	B	50	na	na	B	64	B	64	B+	55	B+	66	F	182	na	na	B-	106	B-	116	B-	87		
C+	162	C+	215	B	44	B-	98	na	na	B-	116	C	191	B	121	C	215	B-	148	B-	60	C	160	C+	153	C+	136		
C+	153	B	83	B	41	B+	36	na	na	B	59	B-	99	A-	34	C+	147	B	80	B+	34	B-	112	B	72	B	57		
C+	167	B+	139	C	98	F	166	na	na	C	159	A-	32	B+	88	B	115	C+	174	A	14	C-	162	B	73	B-	130		
B-	61	B	94	C	94	C-	153	na	na	C+	143	A	9	A-	33	B+	47	B-	109	A+	4	C+	138	B+	25	B	71		
C+	116	B	176	C-	104	F	174	na	na	C	168	A	14	A	18	B+	85	B	124	B	42	A-	32	B+	26	B-	108		
B-	48	C+	159	C	99	F	166	na	na	C	163	A	12	A	14	B+	71	B	89	B+	26	A-	35	A-	21	B-	97		
C+	101	B+	116	D	121	C	136	na	na	C+	152	A+	1	A-	43	A+	11	A	50	C+	87	B	99	B+	35	B-	91		
B-	58	B	103	D	112	C-	144	na	na	C	152	A+	3	B+	48	A	10	A-	42	C+	96	B-	117	B	47	B-	108		
C	211	B-	196	B-	63	B-	97	na	na	B-	97	B-	135	B-	157	C+	207	C+	191	C	96	B	96	C+	137	B-	123		
C+	152	B	79	B-	62	B	63	na	na	B	68	B	70	B	95	C+	154	C+	140	B-	75	B+	52	B-	103	B-	84		
C+	169	A-	28	B	51	C+	117	na	na	B-	96	C-	211	C	214	B-	170	B-	159	C+	78	C+	143	C+	158	C+	137		
C+	113	A-	19	B	45	B	74	na	na	B	60	C+	133	C+	140	B	84	B	85	B+	37	B	89	B	88	B	69		
C+	185	B+	142	B	52	C+	122	na	na	B-	103	A-	33	B-	131	A-	55	A-	58	C-	115	B-	105	B	96	B-	99		
C+	121	B-	106	B	44	C	135	na	na	B-	111	A-	33	B-	125	B+	65	B+	53	C-	117	B-	118	B-	109	B-	111		
C+	170	A-	84	B	47	A-	31	na	na	B	51	B	104	B-	156	B-	175	B-	161	C-	122	B-	103	C+	146	B-	96		
B-	65	B	70	B	38	B+	39	na	na	B	49	B-	108	C+	143	C+	161	C+	144	C-	123	B-	120	C+	148	B-	115		

*The addition of variables and changes to inclusion rules alters Final grades and ranks along with actual changes in performance from WRC1 to WRC2. A more detailed description of differences is available in the Supplementary Materials document.

School Name (Community)	Board Name	Final (of 170)		WRC1 Final* (of 178)		Inputs						Absolute and In-Context (Using Inputs to estimate predicted outcomes Schools) Scores		Attendance (of 0)		Grade 10 Moving-On (of 243)	
		Grade	Rank	Grade	Rank	High School Enrolment	Pupil-Teacher Ratio	Average Teacher Certification (percentile)	SES (Percentile)	Feeder School Achievement (Percentile)	Grade	Rank	Grade	Rank			
											Absolute	In-Context	Absolute	In-Context			
Gordon Keith High School (Carlyle)	South East Cornerstone	B-	102	B	64	118	13.3	na	18	37	na	na	F	228			
Sacred Heart High School (Yorkton)	Christ the Teacher RCS	B-	103	B-	113	458	19.1	na	62	76	na	na	B-	136			
John Paul II Collegiate (North Battleford)	North West RCS	B-	104	B-	112	570	16.6	na	31	10	na	na	C+	203			
Aden Bowman Collegiate (Saskatoon)	Saskatoon	B-	105	B-	126	849	19.7	na	92	49	na	na	B-	155			
Vibank Regional School (Vibank)	Prairie Valley	B-	106	B-	87	100	17.7	na	57	90	na	na	A-	17			
Dr. Martin LeBoldus High School (Regina)	Regina RCS	B-	107	B-	129	799	16.6	na	96	17	na	na	B	88			
Bishop James Mahoney High School (Saskatoon)	St Paul's RCS	B-	108	B-	105	743	16.7	na	90	49	na	na	B	107			
Big River High School (Big River)	Sask. Rivers	B-	109	C	161	114	16.4	na	9	16	na	na	C-	220			
Wynyard Composite High School (Wynyard)	Horizon	B-	110	B	71	165	14.2	na	50	90	na	na	B	115			
Maymont Central School (Maymont)	Living Sky	B-	111	B-	131	68	14.0	na	32	98	na	na	B-	131			
Rocanville School (Rocanville)	South East Cornerstone	B-	112	B	42	101	16.6	na	76	68	na	na	B	77			
Vanier Collegiate (Moose Jaw)	Holy Trinity RCS	B-	113	B-	97	503	17.6	na	56	49	na	na	B-	160			
Raymore School (Raymore)	Horizon	B-	114	C+	139	91	14.0	na	10	29	na	na	C+	196			
Hillmond Central School (Lloydminster)	Northwest	B-	115	C+	134	54	14.2	na	34	41	na	na	B	109			
Redvers School (Redvers)	South East Cornerstone	B-	116	C+	144	96	15.7	na	43	35	na	na	B	104			
Albert E. Peacock Collegiate (Moose Jaw)	Prairie South	B-	117	B-	111	724	16.4	na	29	49	na	na	B	78			
Winston Knoll Collegiate (Regina)	Regina	B-	118	B-	130	940	17.7	na	93	17	na	na	B-	133			
E.D. Feehan Catholic High School (Saskatoon)	St Paul's RCS	B-	119	B-	102	811	13.7	na	43	49	na	na	C	211			
Norquay School (Norquay)	Good Spirit	B-	120	C	159	68	12.7	na	81	8	na	na	A-	18			
Estevan Comp. (Estevan)	South East Cornerstone	B-	121	C+	150	848	16.1	na	79	67	na	na	B	94			
Melfort & Unit Comp. Collegiate (Melfort)	North East	B-	122	B	58	412	18.2	na	32	83	na	na	B+	53			

*The addition of variables and changes to inclusion rules alters Final grades and ranks along with actual changes in performance from WRC1 to WRC2. A more detailed description of differences is available in the Supplementary Materials document.

Engagement										Achievement																			
Grade 11 Moving-On (of 243)		Grade 12 Moving-On (of 244)		Commitment to Learning - Math (of 132)		Commitment to Learning - Lang. Arts (of 185)		Post-Secondary Participation (of 0)		Overall Engagement (of 191)		Teacher Assigned Mark - Math (of 240)		Teacher Assigned Mark - Science (of 243)		Teacher Assigned Mark - Language Arts (of 240)		Teacher Assigned Mark - Math (of 238)		Provincial Exam Mark - Math (of 134)		Provincial Exam Mark - Lang. Arts (of 188)		Overall Achievement (of 189)		Overall Performance (of 185)			
Grade	Rank	Grade	Rank	Grade	Rank	Grade	Rank	Grade	Rank	Grade	Rank	Grade	Rank	Grade	Rank	Grade	Rank	Grade	Rank	Grade	Rank	Grade	Rank	Grade	Rank	Grade	Rank	Grade	Rank
C+	194	B-	191	na	na	B-	107	na	na	C+	145	B+	70	B+	86	B-	183	C+	183	na	na	B-	127	B-	120	B-	133		
C+	145	C+	163	na	na	B	59	na	na	B-	110	A-	26	A-	28	B	97	B-	102	na	na	B	77	B	53	B	79		
B	21	C	216	B-	72	B-	89	na	na	B-	109	B	98	B+	83	B+	69	B+	101	B-	72	B+	70	B	67	B-	82		
B	32	C+	161	B-	70	C+	114	na	na	C+	124	B-	116	B	90	B	104	B-	115	C	105	B-	103	B-	121	B-	125		
C+	85	C+	206	C	90	B+	45	na	na	B-	120	B-	143	B	111	B	150	B+	103	D	126	B-	117	C+	140	B-	132		
B-	76	B-	131	C+	86	A-	22	na	na	B-	83	B	66	B+	47	B+	67	B+	54	C	112	B	62	B	80	B	80		
B-	53	B-	186	C+	86	B	63	na	na	B-	104	B	81	B-	143	B	133	B	128	A-	17	B	87	B	50	B	74		
B-	54	B	87	C+	84	C+	108	na	na	C+	136	C+	126	C	152	C+	157	C+	136	B	43	C+	132	B-	130	C+	134		
B	20	A-	63	na	na	B+	53	na	na	B+	28	C+	166	C+	179	C	212	C	208	na	na	B-	119	C+	143	B	77		
B	27	B+	25	na	na	B-	94	na	na	B	54	C	155	C	161	D	180	D	174	na	na	C+	145	C	159	C+	133		
C+	110	B	147	C-	107	B	86	na	na	B-	119	B	89	B	115	C+	193	B-	135	B-	58	B+	51	B	79	B-	98		
B-	38	B-	105	C-	103	B-	99	na	na	C+	125	B-	109	B-	107	C	165	B-	111	B-	72	B	69	B-	111	B-	118		
B-	55	B-	185	B	54	B-	105	na	na	B-	89	B-	147	B-	141	B	123	A-	70	B	46	C+	134	B	98	B-	88		
B-	64	B-	132	B	52	C+	124	na	na	B-	109	C+	145	C+	141	B-	125	B+	62	B-	68	C	150	C+	132	B-	126		
C+	107	B+	91	na	na	B-	100	na	na	B-	117	C	200	C+	200	C	210	C	207	na	na	C+	141	C+	161	C+	144		
B-	94	A-	17	na	na	B+	46	na	na	B	46	B-	105	B-	111	B-	145	C+	148	na	na	B	72	B-	95	B	67		
B-	52	B	165	C+	84	B-	108	na	na	B-	112	C	196	C	211	B+	94	B	122	B+	26	B-	104	B	100	B-	102		
C+	109	B-	136	C+	79	C+	122	na	na	C+	123	C	158	C-	169	B+	72	B	91	B+	29	B-	123	B-	108	B-	117		
C	208	A-	40	B-	70	F	172	na	na	C+	147	B	92	A-	59	A-	45	A	34	A-	20	C	152	B+	44	B-	97		
C-	185	B+	28	B-	66	F	168	na	na	C	155	B	79	B+	57	A-	33	A	24	B+	24	C-	157	B	68	B-	123		
C+	160	B+	105	na	na	C-	156	na	na	C+	151	B	103	B	123	B+	88	A+	7	na	na	B	76	B+	36	B-	93		
B-	89	B	73	na	na	D	160	na	na	C	160	B-	110	B-	117	B	106	A+	10	na	na	B-	95	B	65	B-	128		
B+	13	C	222	C-	110	B	72	na	na	C+	132	B-	127	C+	180	B-	171	C-	216	A	10	B	91	B	78	B-	111		
B+	15	C	173	C-	107	B-	82	na	na	C+	135	B-	112	C+	144	C+	151	D	172	A	12	B	91	B-	99	B-	116		
C	207	A	16	C	100	C-	145	na	na	C+	143	C+	172	B	110	B+	100	B	116	C-	116	C	148	C+	144	C+	147		
C	158	A-	10	C	97	C+	109	na	na	B-	103	B	65	A-	30	A	12	A-	43	B-	67	B	90	B	52	B	72		
C+	180	B+	89	B-	64	C	134	na	na	B-	105	C	206	B-	133	C+	194	C	202	C	111	B+	55	C+	145	B-	129		
C+	124	B	68	B-	57	C+	118	na	na	B-	86	C	151	B	87	B-	140	C+	147	C+	86	A-	32	B-	106	B-	96		
C	226	B+	104	C	93	B	84	na	na	B-	110	C	202	B-	171	B+	106	C+	188	C+	79	B-	130	C+	139	B-	127		
C+	156	B	60	C+	85	B	60	na	na	B-	88	C	147	B-	118	B+	63	C+	133	B-	63	B-	110	B-	117	B-	102		
B	19	C+	212	C	91	B+	34	na	na	B-	81	C+	170	B-	152	B-	174	B-	145	C	107	C+	146	C+	154	B-	124		
B-	56	B-	139	C	89	A-	29	na	na	B-	81	C+	125	B-	103	B-	118	B-	104	C	108	C+	141	C+	138	B-	114		
C+	129	B	152	C	95	B-	90	na	na	B-	108	B	101	B-	138	B	145	B-	162	B-	66	B-	120	B-	121	B-	115		
B-	82	B	62	C	92	B-	101	na	na	B-	114	B-	113	B-	132	B-	137	C+	129	C+	85	C+	131	C+	134	B-	127		
B-	65	C+	211	B	42	B-	110	na	na	B-	122	C	190	C+	187	C+	196	C+	180	B	51	C+	133	C+	133	B-	131		
C	160	C+	162	B	39	B-	95	na	na	B-	108	C+	132	B-	119	B	114	B-	100	B	48	B-	122	B-	107	B-	106		
C-	234	B	164	na	na	B-	102	na	na	B-	101	C	192	B-	139	B-	182	C+	186	na	na	C-	163	C	164	C+	148		
B-	90	C	171	na	na	B+	45	na	na	B	51	B-	119	B	76	B	105	B	96	na	na	C+	137	B-	124	B-	89		
C+	86	B-	189	C-	105	B+	54	na	na	B-	114	B	91	C+	175	C+	192	B	108	C+	84	B	74	B-	116	B-	113		
C+	148	B-	117	C-	104	B	69	na	na	C+	129	B-	91	C+	145	C+	153	B	81	C	110	B	93	B-	129	C+	130		
B-	27	C+	207	C+	83	C-	148	na	na	C+	134	B+	51	B+	87	C+	187	C+	179	B	43	B-	112	B	83	B-	114		
B-	75	B-	120	C+	80	D	158	na	na	C+	142	B+	48	B	77	C+	162	C	156	B-	62	C+	129	B-	119	C+	132		

*The addition of variables and changes to inclusion rules alters Final grades and ranks along with actual changes in performance from WRC1 to WRC2. A more detailed description of differences is available in the Supplementary Materials document.

WRC2 Saskatchewan - Ranked

School Name (Community)	Board Name	Final (of 170)		WRC1 Final* (of 178)		Inputs						Absolute and In-Context (Using Inputs to estimate predicted outcomes Schools) Scores			
		Grade	Rank	Grade	Rank	High School Enrolment	Pupil-Teacher Ratio	Average Teacher Certification (percentile)	SES (Percentile)	Feeder School Achievement (Percentile)	Attendance (of 0)	Grade 10 Moving-On (of 243)		Grade	Rank
												Grade	Rank		
Assiniboia Composite High (Assiniboia)	Prairie South	B-	123	C+	143	238	15.7	na	40	65	Absolute In-Context	na na	na na	A- A-	26 19
Kelliher School (Kelliher)	Prairie Valley	B-	124	B	45	64	13.6	na	6	27	Absolute In-Context	na na	na na	C+ B+	198 37
Paradise Hill School (Paradise Hill)	Northwest	B-	125	C	164	79	15.5	na	34	28	Absolute In-Context	na na	na na	C+ B-	185 103
Lashburn High School (Lashburn)	Northwest	B-	126	B-	121	108	13.7	na	83	36	Absolute In-Context	na na	na na	C+ B-	173 130
Spiritwood High School (Spiritwood)	Living Sky	B-	127	B-	101	155	13.0	na	14	24	Absolute In-Context	na na	na na	C- B-	221 139
Indian Head High School (Indian Head)	Prairie Valley	B-	128	C+	141	162	15.3	na	60	38	Absolute In-Context	na na	na na	B+ A-	36 22
Walter W. Brown High School (Langham)	Prairie Spirit	C+	129	C	167	118	14.8	na	70	79	Absolute In-Context	na na	na na	C- D	223 186
Warman High School (Warman)	Prairie Spirit	C+	130	C+	136	358	17.4	na	89	95	Absolute In-Context	na na	na na	B- C	125 176
F.W. Johnson Collegiate (Regina)	Regina	C+	131	C+	151	607	15.2	na	81	17	Absolute In-Context	na na	na na	C+ C+	191 151
Eloose Composite School (Eloose)	Sun West	C+	132	n/a	n/a	48	12.8	na	85	99	Absolute In-Context	na na	na na	C+ C	166 171
Preeceville School (Preeceville)	Good Spirit	C+	133	B-	90	99	14.4	na	19	86	Absolute In-Context	na na	na na	C+ B-	180 122
Dalmeny High School (Dalmeny)	Prairie Spirit	C+	134	B	78	166	15.7	na	72	87	Absolute In-Context	na na	na na	C+ C	178 170
Swift Current Comp. High School (Swift Current)	Chinook	C+	135	B-	115	971	17.9	na	74	68	Absolute In-Context	na na	na na	B+ B-	44 104
Ernie Studer School (Loon Lake)	Northwest	C+	136	n/a	n/a	63	14.2	na	96	33	Absolute In-Context	na na	na na	B B-	102 111
St. Walburg School (St. Walburg)	Northwest	C+	137	B-	89	72	14.7	na	53	91	Absolute In-Context	na na	na na	B- C+	159 144
Bert Fox Community High School (Fort Qu'Appelle)	Prairie Valley	C+	138	B-	100	304	13.2	na	11	26	Absolute In-Context	na na	na na	B A-	97 13
Coronach School (Coronach)	Prairie South	C+	139	B-	124	91	15.4	na	71	39	Absolute In-Context	na na	na na	A- A	13 8
Kindersley Composite School (Kindersley)	Sun West	C+	140	C+	155	389	16.0	na	79	35	Absolute In-Context	na na	na na	B B	84 83
Invermay School (Invermay)	Good Spirit	C+	141	C+	156	38	11.4	na	8	44	Absolute In-Context	na na	na na	B A	91 5
Glaslyn Central School (Glaslyn)	Northwest	C+	142	B	69	46	13.2	na	69	44	Absolute In-Context	na na	na na	C+ B-	170 109
Biggar Central School 2000 (Biggar)	Sun West	C+	143	B-	118	180	14.1	na	39	40	Absolute In-Context	na na	na na	C+ B-	194 119

*The addition of variables and changes to inclusion rules alters Final grades and ranks along with actual changes in performance from WRC1 to WRC2. A more detailed description of differences is available in the Supplementary Materials document.

Engagement										Achievement																			
Grade 11 Moving-On (of 243)		Grade 12 Moving-On (of 244)		Commitment to Learning - Math (of 132)		Commitment to Learning - Lang. Arts (of 185)		Post-Secondary Participation (of 0)		Overall Engagement (of 191)		Teacher Assigned Mark - Math (of 240)		Teacher Assigned Mark - Science (of 243)		Teacher Assigned Mark - Language Arts (of 240)		Teacher Assigned Mark - Math (of 238)		Provincial Exam Mark - Math (of 134)		Provincial Exam Mark - Lang. Arts (of 188)		Overall Achievement (of 189)		Overall Performance (of 185)			
Grade	Rank	Grade	Rank	Grade	Rank	Grade	Rank	Grade	Rank	Grade	Rank	Grade	Rank	Grade	Rank	Grade	Rank	Grade	Rank	Grade	Rank	Grade	Rank	Grade	Rank	Grade	Rank	Grade	Rank
B-	46	B	163	F	124	D	157	na	na	C	155	B+	72	A-	45	B+	65	B	118	C	93	B	79	B	74	B-	126		
B-	55	B-	104	F	117	D	157	na	na	C	151	B+	52	A-	29	B+	43	B	86	C+	91	B	64	B	64	B-	120		
C+	145	B	145	F	123	C+	129	na	na	C	161	A-	48	B	129	C+	195	C	199	D	124	B-	116	C+	150	C+	156		
C+	143	B	57	F	116	B	64	na	na	C+	132	A+	5	A-	31	B+	62	B	98	B-	71	A-	24	B+	36	B	76		
C+	189	B	157	F	125	C	137	na	na	C	166	B-	151	C+	195	C	216	B+	95	B-	57	A-	23	B	93	C+	141		
C+	97	B-	113	F	118	C+	117	na	na	C	150	B	77	C+	136	C	167	B+	55	B+	31	A	9	B+	41	B-	103		
C+	127	B+	140	na	na	C-	146	na	na	C+	153	B-	115	B-	155	B+	77	B	112	na	na	B-	107	B	89	B-	128		
B-	40	C+	152	na	na	C-	145	na	na	C+	146	B-	88	B-	122	B+	54	B+	70	na	na	B-	100	B	84	B-	124		
B-	42	B+	108	C-	114	C-	149	na	na	C	157	B-	129	C+	177	C+	188	B-	156	C+	86	C+	142	C+	147	C+	155		
B-	45	B	65	C-	109	C+	111	na	na	C+	137	B+	37	B	75	B+	73	B+	65	B+	38	B	79	B+	44	B-	90		
C+	133	B-	180	C+	75	C+	118	na	na	B-	106	B-	130	C+	188	B	144	B-	149	C	108	C	157	C+	155	C+	135		
B-	68	C+	154	B-	68	C+	113	na	na	B-	93	B-	92	C+	142	B	112	B-	112	C+	90	C	147	C+	136	B-	122		
C+	108	A-	78	C+	81	B-	91	na	na	B-	127	D	224	D	226	B-	153	B-	164	B	53	A-	30	B-	128	B-	125		
B-	91	B	72	C+	75	B-	103	na	na	C+	133	F	184	F	185	B-	138	C+	130	B	58	B+	51	C+	137	C+	136		
B-	47	B-	194	C-	113	B+	51	na	na	B-	124	B	113	B-	142	A-	41	B	117	C+	77	B+	57	B	75	B-	95		
B-	78	C+	153	C-	108	C+	110	na	na	C	148	C	153	C	164	B	101	C+	139	C-	122	C+	130	C+	150	C+	154		
C+	80	B-	201	B	41	C-	153	na	na	C+	133	B	90	B-	144	B-	181	C+	187	B-	54	D	171	C+	156	C+	146		
B-	52	C+	164	B+	37	C-	142	na	na	C+	121	B	61	B-	102	B-	132	B-	125	B	40	D	166	C+	133	C+	131		
B-	51	A	10	C	96	na	na	na	na	B-	126	C+	182	B+	100	A	27	na	na	C+	92	na	na	B-	125	B-	121		
C+	106	B+	42	C	90	na	na	na	na	C+	138	C-	169	B-	120	B+	40	na	na	C-	118	na	na	C	151	C+	149		
B-	70	C+	210	C-	111	B+	40	na	na	C+	130	C-	214	C-	220	B-	179	C	201	C	98	B+	69	C+	157	C+	143		
C+	138	C	170	C-	106	B+	33	na	na	C+	122	C	164	C-	174	B-	133	C	154	C+	94	B+	59	C+	140	C+	135		
C+	178	B+	98	na	na	B-	103	na	na	B-	98	C+	179	B+	84	B	135	B	130	na	na	C	149	C+	135	B-	122		
C+	141	B	67	na	na	C+	128	na	na	C+	139	C	160	B	88	B-	141	B-	121	na	na	C-	158	C	155	C+	151		
C+	90	B-	195	C	103	C-	154	na	na	C+	146	B+	50	B	117	B-	155	B	134	C+	89	B-	113	B-	114	B-	134		
C	167	B	78	C	101	D	159	na	na	C	153	B	55	B-	108	B-	139	B-	120	C-	120	C+	136	C+	141	C+	150		
B-	45	B	169	C	101	na	na	na	na	C+	138	B-	138	C+	178	B-	166	C	198	C+	83	na	na	C+	152	C+	145		
B+	11	C	176	C	91	na	na	na	na	C+	134	C+	137	C	157	C+	156	C	159	C+	81	na	na	C+	144	C+	140		
C	219	B+	120	C-	109	F	164	na	na	C	164	C+	173	A-	57	C+	198	C+	171	B-	68	A-	28	B	87	C+	138		
C	180	B	88	C-	105	F	165	na	na	C	167	C	150	B+	56	C	164	C+	141	B-	78	B+	54	B-	112	C+	148		
C+	143	C	223	B-	61	F	167	na	na	C	154	B-	152	C+	197	F	229	B-	142	C-	113	C	150	C	165	C	160		
C+	147	C-	178	B-	59	C-	150	na	na	C+	131	B+	44	B	91	C-	175	A-	50	B-	64	B	87	B-	93	B-	109		
B-	67	B+	118	na	na	C-	147	na	na	C+	131	C+	177	B+	76	B	128	B	127	na	na	C-	166	C+	160	C+	149		
B	31	B	98	na	na	C-	149	na	na	C+	127	C+	142	B+	54	B	108	B	93	na	na	C-	161	C+	149	C+	144		
C+	73	B-	205	C+	80	C+	116	na	na	B-	125	C+	175	B-	151	B-	176	C+	193	C	102	C-	165	C	163	C+	150		
B-	43	C+	167	B-	72	C+	119	na	na	B-	118	C+	144	B-	129	C+	148	C+	151	C+	98	C-	163	C	154	C+	145		
B-	60	B	153	na	na	F	180	na	na	C-	178	D	218	C+	199	C+	185	B-	139	na	na	B-	128	C+	151	C	163		
C+	134	B-	111	na	na	F	162	na	na	C	157	C+	131	B	89	B+	44	A-	41	na	na	B+	50	B+	42	B-	110		
C	203	B	155	na	na	F	169	na	na	C-	175	B-	132	B+	96	B	116	C+	181	na	na	B-	110	B-	105	C+	152		
C+	108	C+	158	na	na	F	163	na	na	C-	170	B-	87	B+	65	B+	70	B-	123	na	na	B	94	B	81	C+	143		
C+	87	B-	179	F	129	C	131	na	na	C	169	C+	160	B-	145	C+	186	C-	211	C-	112	B+	39	C+	134	C+	157		
B-	81	C+	151	F	122	C+	112	na	na	C	161	B-	96	B-	100	B-	124	C	161	C+	95	A-	21	B-	101	C+	139		

*The addition of variables and changes to inclusion rules alters Final grades and ranks along with actual changes in performance from WRC1 to WRC2. A more detailed description of differences is available in the Supplementary Materials document.

WRC2 Saskatchewan - Ranked

15

School Name (Community)	Board Name	Final (of 170)		WRC1 Final* (of 178)		Inputs							Absolute and In-Context (Using Inputs to estimate predicted outcomes Schools) Scores					
		Grade	Rank	Grade	Rank	High School Enrolment	Pupil-Teacher Ratio	Average Teacher Certification (percentile)	SES (Percentile)	Feeder School Achievement (Percentile)	Attendance (of 0)	Grade 10 Moving-On (of 243)	Grade	Rank	Grade	Rank		
																	Grade	Rank
Glenora Community School (Lucky Lake)	Sun West	C+	144	n/a	n/a	54	13.5	na	87	60	na	na	B-	154	na	na	B-	124
Balfour Collegiate (Regina)	Regina	C+	145	C+	142	968	18.0	na	85	17	na	na	C+	188	na	na	C	174
Whitewood School (Whitewood)	Prairie Valley	C+	146	B-	84	88	16.0	na	10	29	na	na	A-	27	na	na	A	3
Nutana Collegiate (Saskatoon)	Saskatoon	C+	147	C-	172	582	15.2	na	42	49	na	na	A+	3	na	na	A+	2
Bedford Road Collegiate (Saskatoon)	Saskatoon	C	148	C+	152	777	19.1	na	35	49	na	na	C	204	na	na	C	179
Gull Lake School (Gull Lake)	Chinook	C	149	C	160	86	13.6	na	98	47	na	na	C	209	na	na	D	187
Rosthern High School (Rosthern)	Prairie Spirit	C	150	C+	148	85	18.2	na	17	26	na	na	C	205	na	na	C+	148
Stobart Community High School (Duck Lake)	Prairie Spirit	C	151	C+	147	111	17.4	na	2	3	na	na	C-	217	na	na	A-	23
Leask Community School (Leask)	Prairie Spirit	C	152	C	170	180	12.4	na	13	6	na	na	F	234	na	na	F	192
Thom Collegiate (Regina)	Regina	C	153	C	169	837	14.0	na	62	17	na	na	B	93	na	na	B+	48
Minahik Waskahigan School (Pinehouse)	Northern Lights	C	154	C-	174	144	16.4	na	1	1	na	na	F	230	na	na	B	66
Prince Albert Collegiate Institute (Prince Albert)	Sask. Rivers	C	155	B-	125	200	16.2	na	12	4	na	na	C+	193	na	na	B+	45
Riverview Collegiate Institute (Moose Jaw)	Prairie South	C	156	C	165	226	14.4	na	26	49	na	na	C+	199	na	na	B-	126
Valley View School (Beauval)	Northern Lights	C	157	C-	171	136	13.8	na	0	2	na	na	F	238	na	na	C-	183
Martin Collegiate (Regina)	Regina	C	158	C-	173	525	15.3	na	20	17	na	na	C+	201	na	na	B-	112
Churchill Community High School (La Ronge)	Northern Lights	C	159	C	166	371	14.0	na	99	8	na	na	C+	179	na	na	C	177
Mount Royal Collegiate (Saskatoon)	Saskatoon	C	160	C	162	1222	17.6	na	40	49	na	na	B-	143	na	na	C+	147
Stoughton Central School (Stoughton)	South East Cornerstone	C-	161	C	168	71	16.3	na	18	87	na	na	F	231	na	na	F	193
Carnduff Education Complex (Carnduff)	South East Cornerstone	C-	162	D	175	133	16.2	na	84	16	na	na	B	105	na	na	B	81
Punnichy High School (Punnichy)	Horizon	C-	163	n/a	n/a	175	11.8	na	1	1	na	na	F	235	na	na	C+	169
Bishop Murray High School (Saskatoon)	St Paul's RCS	D	164	n/a	n/a	198	16.9	na	50	49	na	na	A	6	na	na	A	4

*The addition of variables and changes to inclusion rules alters Final grades and ranks along with actual changes in performance from WRC1 to WRC2. A more detailed description of differences is available in the Supplementary Materials document.

Engagement										Achievement																			
Grade 11 Moving-On (of 243)		Grade 12 Moving-On (of 244)		Commitment to Learning - Math (of 132)		Commitment to Learning - Lang. Arts (of 185)		Post-Secondary Participation (of 0)		Overall Engagement (of 191)		Teacher Assigned Mark - Math (of 240)		Teacher Assigned Mark - Science (of 243)		Teacher Assigned Mark - Language Arts (of 240)		Teacher Assigned Mark - Math (of 238)		Provincial Exam Mark - Math (of 134)		Provincial Exam Mark - Lang. Arts (of 188)		Overall Achievement (of 189)		Overall Performance (of 185)			
Grade	Rank	Grade	Rank	Grade	Rank	Grade	Rank	Grade	Rank	Grade	Rank	Grade	Rank	Grade	Rank	Grade	Rank	Grade	Rank	Grade	Rank	Grade	Rank	Grade	Rank	Grade	Rank	Grade	Rank
C+	121	A	17	F	122	na	na	na	na	C	162	B-	153	B-	134	A-	39	A+	17	C-	120	na	na	B-	131	C+	154		
B-	47	B	52	D	115	na	na	na	na	C	158	C+	129	B-	127	A-	27	A+	8	C-	115	na	na	B-	126	C+	146		
B-	35	C-	229	C	94	B-	92	na	na	C+	142	B-	124	C	208	C+	199	C+	175	C	95	C	156	C+	159	C+	151		
B-	35	C	177	C	93	B-	93	na	na	C+	141	B-	114	C	162	C+	158	C+	134	C	107	C	151	C	152	C+	152		
B-	66	C	224	C	102	C	142	na	na	C+	148	C+	167	B	113	C-	221	F	226	F	130	C	151	C-	170	C	161		
B-	63	C	175	C	98	C+	116	na	na	B-	117	B	75	B+	44	C	169	F	180	C-	119	B-	109	C+	146	C+	138		
A+	1	F	241	na	na	C+	120	na	na	A	4	B-	159	C-	222	F	235	F	237	na	na	F	182	F	179	C+	158		
A+	1	F	190	na	na	C+	115	na	na	A	4	B-	111	C-	172	F	185	F	185	na	na	F	173	F	171	C+	153		
C+	147	C+	208	D	120	C+	113	na	na	C	156	C+	171	C	216	B-	157	C+	192	B-	69	D	170	C	162	C	159		
C	175	B	76	D	114	C+	127	na	na	C	156	C+	143	C-	167	B-	136	C	160	C+	92	D	167	C	158	C	160		
B	17	B	166	na	na	D	160	na	na	C	163	B-	145	C+	181	C+	191	C+	189	na	na	B	75	B-	109	C+	142		
A	4	D	184	na	na	F	167	na	na	D	174	C-	173	C-	178	C-	179	C-	163	na	na	C+	143	C	160	C-	166		
B-	34	C-	227	F	130	F	168	na	na	D	179	F	226	C-	224	B	114	C+	182	C+	73	B	78	C+	148	C	165		
B	22	C-	179	F	123	D	161	na	na	C-	173	D	177	C-	168	B	79	C+	145	B	50	B+	40	B-	113	C	156		
A+	3	F	240	D	118	D	161	na	na	C	170	D	225	F	230	D	223	F	232	F	132	C-	168	F	178	D	174		
A+	3	C-	183	D	113	B	70	na	na	B-	94	B	72	B-	113	B-	120	D	173	C+	99	B+	44	B-	120	B-	107		
B-	30	F	236	C	99	F	170	na	na	D	182	C+	163	C	212	C+	202	B-	152	C	110	F	174	C	167	C-	172		
B	20	F	188	C	96	C	138	na	na	C-	169	A-	32	B	97	B+	48	A-	37	B+	30	C	146	B	61	C+	137		
B-	68	B-	190	C	92	C-	151	na	na	C+	144	D	217	F	232	na	na	D	221	C-	114	C-	164	D	172	C	167		
C+	107	B-	133	C	88	C	136	na	na	C+	130	C-	165	F	183	na	na	C-	164	C	102	C	152	C-	161	C	157		
C-	239	C-	226	na	na	C+	125	na	na	C-	171	F	238	F	239	F	228	na	na	na	na	F	177	F	181	F	177		
C-	189	B-	128	na	na	A+	14	na	na	B+	21	D	181	C-	171	B-	128	na	na	na	na	B	71	C+	135	B	65		
C+	163	C	217	F	128	F	176	na	na	D	180	C	205	B-	159	C+	200	C-	212	F	128	C	155	C	169	C-	171		
B-	53	C+	168	F	121	C-	155	na	na	C	165	B-	94	B+	50	B	89	C+	138	C+	93	B	68	B-	100	C+	142		
B+	12	D	233	C-	116	C-	152	na	na	C	167	C	198	D	225	C-	222	C	206	C+	74	D	169	C	168	C	166		
B+	13	F	186	C-	110	C-	141	na	na	C	159	C+	135	C-	176	C-	171	C+	150	B	60	C-	159	C	153	C	159		
C+	104	A+	3	B	46	F	184	na	na	C-	176	F	233	F	231	F	226	F	236	F	133	F	179	F	180	F	178		
C	162	A+	3	B	43	C	137	na	na	B-	76	B	84	B	78	B+	60	C-	166	B-	66	B	75	B-	97	B-	86		
C	210	C-	230	C+	77	B	61	na	na	C+	140	C+	183	C-	223	F	236	F	229	D	127	F	173	F	176	C-	170		
C	172	C-	180	C+	74	B+	32	na	na	B-	106	B-	103	C	159	F	186	F	181	C	113	C-	162	C-	165	C	158		
C	231	C-	225	B-	60	D	162	na	na	C	165	C+	176	C	210	C-	220	D	219	C+	75	C-	161	C	166	C	162		
B	21	F	191	B	48	F	164	na	na	C	164	C-	171	D	180	F	181	D	171	B-	69	D	165	C-	162	C-	163		
A+	2	F	239	C+	79	C-	143	na	na	B-	118	D	220	D	229	F	227	C-	215	D	125	D	172	D	173	C	164		
A+	2	D	185	C+	78	C-	147	na	na	C+	119	D	180	D	182	F	182	C-	167	F	126	F	169	D	168	C	161		
C-	238	B+	127	na	na	F	178	na	na	D	187	C-	213	C+	201	C	219	B-	140	na	na	B	100	B-	132	C	168		
D	191	B+	39	na	na	F	169	na	na	F	176	C-	167	C	155	C-	173	B-	118	na	na	B-	101	C+	139	C-	165		
C+	187	B	150	F	131	C-	155	na	na	C-	172	B-	121	C+	202	C	217	D	220	F	129	C-	167	C-	171	C-	169		
B-	36	B-	138	F	124	C-	152	na	na	C	166	B-	100	C	156	C-	174	D	179	D	124	C-	160	C-	163	C-	164		
C-	240	B	148	na	na	F	179	na	na	F	190	F	229	F	234	F	231	F	227	na	na	F	183	F	182	F	181		
D	192	A-	16	na	na	B	77	na	na	B-	97	A-	25	B	99	B	87	B	90	na	na	B-	113	B	85	B-	93		
B-	32	B+	128	na	na	F	181	na	na	C-	174	F	230	C-	217	C	218	C-	214	na	na	F	175	D	175	C-	173		
B	29	B	54	na	na	F	170	na	na	C-	172	F	185	C-	175	C-	176	D	168	na	na	F	171	F	170	D	168		

*The addition of variables and changes to inclusion rules alters Final grades and ranks along with actual changes in performance from WRC1 to WRC2. A more detailed description of differences is available in the Supplementary Materials document.

School Name (Community)	Board Name	Final (of 170)		WRC1 Final* (of 178)		Inputs							Absolute and In-Context (Using Inputs to estimate predicted outcomes Schools) Scores			
		Grade	Rank	Grade	Rank	High School Enrolment	Pupil-Teacher Ratio	Average Teacher Certification (percentile)	SES (Percentile)	Feeder School Achievement (Percentile)	Grade	Rank	Grade	Rank		
Boisjoli High School (Ile a La Crosse)	Ile a la Crosse	D	165	D	177	147	14.7	na	3	0	Absolute	na	na	F	237	
											In-Context	na	na	C-	185	
Balcarres School (Balcarres)	Prairie Valley	D	166	D	178	167	14.0	na	98	7	Absolute	na	na	B	58	
											In-Context	na	na	B	61	
Wesmor Community High School (Prince Albert)	Sask. Rivers	D	167	n/a	n/a	330	16.6	na	7	4	Absolute	na	na	D	225	
											In-Context	na	na	C+	141	
Twin Lakes Community School (Buffalo Narrows)	Northern Lights	F	168	n/a	n/a	97	15.3	na	4	2	Absolute	na	na	F	232	
											In-Context	na	na	C-	184	
La Loche Community School (La Loche)	Northern Lights	F	169	n/a	n/a	342	16.2	na	0	0	Absolute	na	na	F	242	
											In-Context	na	na	D	188	
Scott Collegiate (Regina)	Regina	F	170	n/a	n/a	334	14.9	na	4	17	Absolute	na	na	F	241	
											In-Context	na	na	F	195	

*The addition of variables and changes to inclusion rules alters Final grades and ranks along with actual changes in performance from WRC1 to WRC2. A more detailed description of differences is available in the Supplementary Materials document.

Engagement										Achievement										Overall Performance (of 185)							
Grade 11 Moving-On (of 243)		Grade 12 Moving-On (of 244)		Commitment to Learning - Math (of 132)		Commitment to Learning - Lang. Arts (of 185)		Post-Secondary Participation (of 0)		Overall Engagement (of 191)		Teacher Assigned Mark - Math (of 240)		Teacher Assigned Mark - Science (of 243)		Teacher Assigned Mark - Language Arts (of 240)		Teacher Assigned Mark - Math (of 238)		Provincial Exam Mark - Math (of 134)		Provincial Exam Mark - Lang. Arts (of 188)		Overall Achievement (of 189)		Overall Performance (of 185)	
Grade	Rank	Grade	Rank	Grade	Rank	Grade	Rank	Grade	Rank	Grade	Rank	Grade	Rank	Grade	Rank	Grade	Rank	Grade	Rank	Grade	Rank	Grade	Rank	Grade	Rank	Grade	Rank
C+	173	B	174	C	97	F	175	na	na	D	181	F	235	F	235	F	238	F	225	F	134	F	186	F	186	F	182
B-	37	B+	40	C	95	B	62	na	na	B-	115	C	162	B-	128	C-	178	B-	122	C	106	C	154	C	156	C+	147
B-	69	C	220	na	na	F	183	na	na	D	185	B	99	C+	176	F	225	F	230	na	na	F	176	D	174	D	175
A-	8	F	187	na	na	F	171	na	na	D	175	B-	101	C+	147	F	184	F	183	na	na	F	172	D	169	D	169
A-	7	F	244	na	na	F	177	na	na	D	186	na	na	F	233	F	239	F	228	na	na	F	180	F	183	F	179
A	6	F	192	na	na	C-	151	na	na	C	162	na	na	C-	179	F	187	D	177	na	na	C-	164	D	167	C-	167
D	242	A+	6	na	na	F	182	na	na	F	189	F	237	F	240	F	230	na	na	na	na	F	181	F	185	F	183
C-	184	A+	6	na	na	C-	154	na	na	C	154	F	182	F	186	C	163	na	na	na	na	C	155	C-	164	C	162
B+	9	C-	231	na	na	F	185	na	na	F	191	F	239	F	242	F	233	F	231	na	na	F	188	F	188	F	185
B+	12	B	75	na	na	C	134	na	na	C+	145	D	178	C	160	B	83	B-	124	na	na	C-	156	C	157	C	155
A-	8	D	235	na	na	D	163	na	na	F	188	F	240	F	243	F	240	F	238	na	na	F	184	F	189	F	184
B+	16	C-	182	na	na	C	131	na	na	C-	171	F	186	F	187	F	188	F	184	na	na	F	170	F	172	F	170

*The addition of variables and changes to inclusion rules alters Final grades and ranks along with actual changes in performance from WRC1 to WRC2. A more detailed description of differences is available in the Supplementary Materials document.

WRC2 Saskatchewan - Unranked

19

School Name (Community)	Board Name	Final (of 170)		WRC1 Final* (of 178)		Inputs					Absolute and In-Context (Using Inputs to estimate predicted outcomes Schools) Scores	Attendance (of 0)		Grade 10 Moving-On (of 243)	
		Grade	Rank	Grade	Rank	High School Enrolment	Pupil-Teacher Ratio	Average Teacher Certification (percentile)	SES (Percentile)	Feeder School Achievement (Percentile)		Grade	Rank	Grade	Rank
33 Central (Fillmore)	South East Cornerstone	na	na	A	4	41	15.0	na	12	na	Absolute In-Context	na	na	A	8
Abbey School (Abbey)	Chinook	na	na	n/a	n/a	25	na	na	45	na	Absolute In-Context	na	na	na	na
Annaheim School (Annaheim)	Horizon	na	na	n/a	n/a	30	13.4	na	65	na	Absolute In-Context	na	na	C+	164
Arborfield School (Arborfield)	North East	na	na	n/a	n/a	34	11.4	na	37	na	Absolute In-Context	na	na	A-	16
Avonlea School (Avonlea)	Prairie South	na	na	B+	24	47	14.1	na	75	na	Absolute In-Context	na	na	B+	37
Beechy School (Beechy)	Sun West	na	na	n/a	n/a	33	12.1	na	23	na	Absolute In-Context	na	na	B	69
Belle Plaine Hutterite School (Belle Plaine)	Belle Plaine SD	na	na	na	na	na	na	na	na	na	Absolute In-Context	na	na	na	na
Bengough School (Bengough)	Prairie South	na	na	B	61	48	14.7	na	45	88	Absolute In-Context	na	na	B	75
Bethlehem Catholic High School (Saskatoon)	St. Augustine RCSSD	na	na	na	na	na	17.8	na	na	49	Absolute In-Context	na	na	na	na
Big Rose Hutterite School (Biggar)	Sun West	na	na	n/a	n/a	5	na	na	na	40	Absolute In-Context	na	na	na	na
Bjorkdale School (Bjorkdale)	North East	na	na	n/a	n/a	29	12.6	na	44	36	Absolute In-Context	na	na	B-	158
Blaine Lake Composite School (Blaine Lake)	Prairie Spirit	na	na	B-	82	46	15.2	na	13	34	Absolute In-Context	na	na	A+	1
Borden School (Borden)	Prairie Spirit	na	na	n/a	n/a	42	14.2	na	48	89	Absolute In-Context	na	na	C+	186
Briercrest School (Briercrest)	Prairie South	na	na	n/a	n/a	12	7.0	na	na	na	Absolute In-Context	na	na	na	na
Bruno School (Bruno)	Horizon	na	na	n/a	n/a	57	14.5	na	56	99	Absolute In-Context	na	na	B-	129
Burstall School (Burstall)	Chinook	na	na	n/a	n/a	31	na	na	16	na	Absolute In-Context	na	na	B+	29
Cabri School (Cabri)	Chinook	na	na	n/a	n/a	43	11.2	na	77	60	Absolute In-Context	na	na	B-	117
Cando Community School (Cando)	Living Sky	na	na	n/a	n/a	126	11.5	na	2	na	Absolute In-Context	na	na	F	236
Carrot River High School (Carrot River)	North East	na	na	B+	29	112	17.0	na	21	62	Absolute In-Context	na	na	B	57
Chaplin School (Chaplin)	Prairie South	na	na	n/a	n/a	24	na	na	23	na	Absolute In-Context	na	na	na	na

*The addition of variables and changes to inclusion rules alters Final grades and ranks along with actual changes in performance from WRC1 to WRC2. A more detailed description of differences is available in the Supplementary Materials document.

WRC2 Saskatchewan - Unranked

Engagement										Achievement														Overall Performance (of 185)			
Grade 11 Moving-On (of 243)		Grade 12 Moving-On (of 244)		Commitment to Learning - Math (of 132)		Commitment to Learning - Lang. Arts (of 185)		Post-Secondary Participation (of 0)		Overall Engagement (of 191)		Teacher Assigned Mark - Math (of 240)		Teacher Assigned Mark - Science (of 243)		Teacher Assigned Mark - Language Arts (of 240)		Teacher Assigned Mark - Math (of 238)		Provincial Exam Mark - Math (of 134)		Provincial Exam Mark - Lang. Arts (of 188)		Overall Achievement (of 189)		Overall Performance (of 185)	
Grade	Rank	Grade	Rank	Grade	Rank	Grade	Rank	Grade	Rank	Grade	Rank	Grade	Rank	Grade	Rank	Grade	Rank	Grade	Rank	Grade	Rank	Grade	Rank	Grade	Rank	Grade	Rank
C+	190	A	15	na	na	na	na	na	na	na	na	A-	34	A-	35	A+	2	A+	8	na	na	na	na	na	na	na	na
na	na	na	na	na	na	na	na	na	na	na	na	na	na	na	na	na	na	na	na	na	na	na	na	na	na	na	na
C+	177	B+	112	na	na	na	na	na	na	na	na	A	23	A+	2	A+	4	A+	5	na	na	na	na	na	na	na	na
na	na	na	na	na	na	na	na	na	na	na	na	na	na	na	na	na	na	na	na	na	na	na	na	na	na	na	na
B-	57	A-	80	na	na	na	na	na	na	na	na	B+	49	B+	89	B+	103	B+	102	na	na	na	na	na	na	na	na
na	na	na	na	na	na	na	na	na	na	na	na	na	na	na	na	na	na	na	na	na	na	na	na	na	na	na	na
C+	174	A-	36	na	na	na	na	na	na	na	na	na	na	A-	56	A-	59	na	na	na	na	na	na	na	na	na	na
na	na	na	na	na	na	na	na	na	na	na	na	na	na	na	na	na	na	na	na	na	na	na	na	na	na	na	na
C+	115	B+	136	na	na	B+	35	na	na	B+	35	A+	4	A+	4	A+	5	A+	2	na	na	A+	5	A+	1	A	4
na	na	na	na	na	na	na	na	na	na	na	na	na	na	na	na	na	na	na	na	na	na	na	na	na	na	na	na
C+	123	B+	119	na	na	na	na	na	na	na	na	B-	140	C	203	B+	95	C+	196	na	na	na	na	na	na	na	na
na	na	na	na	na	na	na	na	na	na	na	na	na	na	na	na	na	na	na	na	na	na	na	na	na	na	na	na
na	na	na	na	na	na	na	na	na	na	na	na	na	na	na	na	na	na	na	na	na	na	na	na	na	na	na	na
C+	183	A-	66	na	na	na	na	na	na	na	na	B	109	B	128	B	112	A+	23	na	na	na	na	na	na	na	na
C	161	B+	46	na	na	na	na	na	na	na	na	B-	89	B-	114	B	95	A+	13	na	na	na	na	na	na	na	na
na	na	na	na	na	na	na	na	na	na	na	na	na	na	na	na	na	na	na	na	na	na	na	na	na	na	na	na
na	na	na	na	na	na	na	na	na	na	na	na	na	na	na	na	na	na	na	na	na	na	na	na	na	na	na	na
na	na	na	na	na	na	na	na	na	na	na	na	na	na	na	na	na	na	na	na	na	na	na	na	na	na	na	na
na	na	na	na	na	na	na	na	na	na	na	na	na	na	na	na	na	na	na	na	na	na	na	na	na	na	na	na
na	na	na	na	na	na	na	na	na	na	na	na	C-	216	B+	82	B+	90	B+	79	na	na	na	na	na	na	na	na
na	na	na	na	na	na	na	na	na	na	na	na	C	161	A-	37	A-	24	A	29	na	na	na	na	na	na	na	na
C	224	A-	71	na	na	na	na	na	na	na	na	B-	146	B-	169	B	141	A	47	na	na	na	na	na	na	na	na
C	176	B+	24	na	na	na	na	na	na	na	na	B	58	B	92	B+	58	A+	16	na	na	na	na	na	na	na	na
C+	98	A-	39	na	na	na	na	na	na	na	na	B-	150	B-	140	B-	159	na	na	na	na	na	na	na	na	na	na
C+	130	B+	36	na	na	na	na	na	na	na	na	C+	121	B-	131	B-	134	na	na	na	na	na	na	na	na	na	na
na	na	na	na	na	na	na	na	na	na	na	na	na	na	na	na	na	na	na	na	na	na	na	na	na	na	na	na
na	na	na	na	na	na	na	na	na	na	na	na	na	na	na	na	na	na	na	na	na	na	na	na	na	na	na	na
C+	122	B+	107	na	na	na	na	na	na	na	na	B-	122	B+	69	B	138	B+	88	na	na	na	na	na	na	na	na
C	181	B	77	na	na	na	na	na	na	na	na	C	149	B-	106	C+	152	B-	99	na	na	na	na	na	na	na	na
B-	58	B+	99	na	na	na	na	na	na	na	na	A	15	A	21	A	33	A-	72	na	na	na	na	na	na	na	na
na	na	na	na	na	na	na	na	na	na	na	na	na	na	na	na	na	na	na	na	na	na	na	na	na	na	na	na
B-	71	A-	38	na	na	na	na	na	na	na	na	B+	66	A	24	B	126	A+	26	na	na	na	na	na	na	na	na
B-	42	B-	108	na	na	na	na	na	na	na	na	B+	43	A	12	B+	61	A+	9	na	na	na	na	na	na	na	na
B+	10	F	237	na	na	F	165	na	na	D	183	F	231	F	238	D	224	C-	213	na	na	F	185	F	184	F	180
na	na	na	na	na	na	na	na	na	na	na	na	na	na	na	na	na	na	na	na	na	na	na	na	na	na	na	na
C+	88	A-	49	B	49	D	158	na	na	B-	99	na	na	na	na	na	na	na	na	B-	59	B+	71	na	na	na	na
C+	101	A-	14	B	46	D	156	na	na	B-	90	na	na	na	na	na	na	na	na	B	53	B+	57	na	na	na	na
na	na	na	na	na	na	na	na	na	na	na	na	na	na	A+	8	na	na	A+	11	na	na	na	na	na	na	na	na
na	na	na	na	na	na	na	na	na	na	na	na	na	na	na	na	na	na	na	na	na	na	na	na	na	na	na	na

*The addition of variables and changes to inclusion rules alters Final grades and ranks along with actual changes in performance from WRC1 to WRC2. A more detailed description of differences is available in the Supplementary Materials document.

WRC2 Saskatchewan - Unranked

School Name (Community)	Board Name	Final (of 170)		WRC1 Final* (of 178)		Inputs					Absolute and In-Context (Using Inputs to estimate predicted outcomes Schools) Scores	Attendance (of 0)		Grade 10 Moving-On (of 243)	
		Grade	Rank	Grade	Rank	High School Enrolment	Pupil-Teacher Ratio	Average Teacher Certification (percentile)	SES (Percentile)	Feeder School Achievement (Percentile)		Grade	Rank	Grade	Rank
Charlebois Community School (Cumberland House)	Northern Lights	na	na	D	176	86	15.4	na	1	3	Absolute In-Context	na	na	C-	218
City Park Collegiate (Saskatoon)	Saskatoon	na	na	n/a	n/a	247	10.0	na	10	49	Absolute In-Context	na	na	F	233
Cochrane High School (Regina)	Regina	na	na	n/a	n/a	408	11.0	na	14	17	Absolute In-Context	na	na	D	227
Colonsay School (Colonsay)	Prairie Spirit	na	na	B	60	47	15.3	na	82	na	Absolute In-Context	na	na	B-	148
Consul School (Consul)	Chinook	na	na	B+	38	34	10.5	na	80	na	Absolute In-Context	na	na	B	89
Craik School (Craik)	Prairie South	na	na	n/a	n/a	37	13.8	na	81	94	Absolute In-Context	na	na	B	90
Crane Valley School (Crane Valley)	Prairie South	na	na	n/a	n/a	19	8.9	na	na	na	Absolute In-Context	na	na	na	na
Dinsmore Composite School (Dinsmore)	Sun West	na	na	n/a	n/a	29	12.0	na	47	na	Absolute In-Context	na	na	A	10
Eastend School (Eastend)	Chinook	na	na	n/a	n/a	43	12.8	na	60	na	Absolute In-Context	na	na	B-	134
Eaton School (Eatonia)	Sun West	na	na	n/a	n/a	37	13.2	na	73	na	Absolute In-Context	na	na	B+	38
Ecole Zenon Park School (Zenon Park)	North East	na	na	n/a	n/a	31	11.6	na	53	na	Absolute In-Context	na	na	A-	19
Englefeld School (Englefeld)	Englefeld Protestant	na	na	A+	1	38	12.5	na	51	na	Absolute In-Context	na	na	A	7
Eston Composite School (Eston)	Sun West	na	na	B+	25	73	14.4	na	49	na	Absolute In-Context	na	na	A-	21
Eyebrow School (Eyebrow)	Prairie South	na	na	n/a	n/a	20	12.4	na	32	na	Absolute In-Context	na	na	na	na
Ecole de Bellegarde (Bellegarde)	D.S. Francophone	na	na	n/a	n/a	24	8.2	na	76	na	Absolute In-Context	na	na	B	62
Ecole Ducharme (Moose Jaw)	D.S. Francophone	na	na	n/a	n/a	8	na	na	84	49	Absolute In-Context	na	na	na	na
Ecole Notre-Dame-des-Vertus (Zenon Park)	D.S. Francophone	na	na	n/a	n/a	9	na	na	56	na	Absolute In-Context	na	na	na	na
Ecole Providence (Vonda)	D.S. Francophone	na	na	n/a	n/a	15	10.1	na	58	na	Absolute In-Context	na	na	na	na
Ecole secondaire Collège Mathieu (Gravelbourg)	D.S. Francophone	na	na	n/a	n/a	17	5.7	na	52	31	Absolute In-Context	na	na	na	na
Ecole St-Isidore de Bellevue (Bellevue)	D.S. Francophone	na	na	B+	34	40	10.5	na	5	na	Absolute In-Context	na	na	C+	176
Ecole Valois (Prince Albert)	D.S. Francophone	na	na	n/a	n/a	15	9.8	na	5	4	Absolute In-Context	na	na	na	na

*The addition of variables and changes to inclusion rules alters Final grades and ranks along with actual changes in performance from WRC1 to WRC2. A more detailed description of differences is available in the Supplementary Materials document.

WRC2 Saskatchewan - Unranked

Engagement										Achievement														Overall Performance (of 185)			
Grade 11 Moving-On (of 243)		Grade 12 Moving-On (of 244)		Commitment to Learning - Math (of 132)		Commitment to Learning - Lang. Arts (of 185)		Post-Secondary Participation (of 0)		Overall Engagement (of 191)		Teacher Assigned Mark - Math (of 240)		Teacher Assigned Mark - Science (of 243)		Teacher Assigned Mark - Language Arts (of 240)		Teacher Assigned Mark - Math (of 238)		Provincial Exam Mark - Math (of 134)		Provincial Exam Mark - Lang. Arts (of 188)		Overall Achievement (of 189)		Overall Performance (of 185)	
Grade	Rank	Grade	Rank	Grade	Rank	Grade	Rank	Grade	Rank	Grade	Rank	Grade	Rank	Grade	Rank	Grade	Rank	Grade	Rank	Grade	Rank	Grade	Rank	Grade	Rank	Grade	Rank
A	5	D	232	na	na	na	na	na	na	na	na	F	236	F	241	F	234	F	235	na	na	F	187	F	187	na	na
A	5	C+	169	na	na	na	na	na	na	na	na	C-	174	F	184	C	166	D	169	na	na	D	168	D	166	na	na
B-	40	F	242	na	na	na	na	na	na	na	na	na	na	na	na	C	211	F	234	na	na	na	na	na	na	na	na
C+	126	F	193	na	na	na	na	na	na	na	na	na	na	na	na	B	82	D	178	na	na	na	na	na	na	na	na
B-	25	F	238	na	na	na	na	na	na	na	na	na	na	na	na	F	232	F	233	na	na	na	na	na	na	na	na
B-	50	F	189	na	na	na	na	na	na	na	na	na	na	na	na	C-	177	D	175	na	na	na	na	na	na	na	na
C	215	A	7	A+	1	B+	56	na	na	A-	12	B+	69	B+	65	B	119	na	na	B+	37	B+	61	B+	43	B+	21
na	na	na	na	na	na	na	na	na	na	na	na	na	na	na	na	na	na	na	na	na	na	na	na	na	na	na	na
C	222	A	10	na	na	A-	28	na	na	B+	27	A	20	A+	15	A+	15	A+	25	na	na	A-	21	A	9	A-	9
na	na	na	na	na	na	na	na	na	na	na	na	na	na	na	na	na	na	na	na	na	na	na	na	na	na	na	na
C+	195	B	162	na	na	na	na	na	na	na	na	C-	209	C	213	A-	58	B+	89	na	na	na	na	na	na	na	na
C+	146	C+	165	na	na	na	na	na	na	na	na	D	179	D	181	B	76	B	76	na	na	na	na	na	na	na	na
na	na	na	na	na	na	na	na	na	na	na	na	na	na	na	na	na	na	na	na	na	na	na	na	na	na	na	na
na	na	na	na	na	na	na	na	na	na	na	na	na	na	na	na	na	na	na	na	na	na	na	na	na	na	na	na
C+	118	A-	69	na	na	na	na	na	na	na	na	B-	158	A-	64	A+	9	A	41	na	na	na	na	na	na	na	na
na	na	na	na	na	na	na	na	na	na	na	na	na	na	na	na	na	na	na	na	na	na	na	na	na	na	na	na
C+	164	B+	117	na	na	na	na	na	na	na	na	B	97	B+	91	B	127	B	120	na	na	na	na	na	na	na	na
na	na	na	na	na	na	na	na	na	na	na	na	na	na	na	na	na	na	na	na	na	na	na	na	na	na	na	na
C	230	B+	92	na	na	na	na	na	na	na	na	A+	5	A+	10	A-	36	A+	29	na	na	na	na	na	na	na	na
na	na	na	na	na	na	na	na	na	na	na	na	na	na	na	na	na	na	na	na	na	na	na	na	na	na	na	na
B-	39	A-	52	na	na	na	na	na	na	na	na	C+	181	B-	161	A-	47	A+	10	na	na	na	na	na	na	na	na
na	na	na	na	na	na	na	na	na	na	na	na	na	na	na	na	na	na	na	na	na	na	na	na	na	na	na	na
C	202	A	21	na	na	na	na	na	na	na	na	A+	8	A+	1	A+	1	A+	12	na	na	na	na	na	na	na	na
na	na	na	na	na	na	na	na	na	na	na	na	na	na	na	na	na	na	na	na	na	na	na	na	na	na	na	na
C+	138	A-	51	B+	38	B+	47	na	na	B+	40	A-	36	A-	42	A	31	B	110	B+	27	B+	42	A-	24	B+	25
na	na	na	na	na	na	na	na	na	na	na	na	na	na	na	na	na	na	na	na	na	na	na	na	na	na	na	na
na	na	na	na	na	na	na	na	na	na	na	na	B+	75	B-	172	na	na	A+	28	na	na	na	na	na	na	na	na
na	na	na	na	na	na	na	na	na	na	na	na	na	na	na	na	na	na	na	na	na	na	na	na	na	na	na	na
na	na	na	na	na	na	na	na	na	na	na	na	na	na	na	na	na	na	na	na	na	na	na	na	na	na	na	na
na	na	na	na	na	na	na	na	na	na	na	na	na	na	na	na	na	na	na	na	na	na	na	na	na	na	na	na
na	na	na	na	na	na	na	na	na	na	na	na	na	na	na	na	na	na	na	na	na	na	na	na	na	na	na	na
na	na	na	na	na	na	na	na	na	na	na	na	na	na	na	na	na	na	na	na	na	na	na	na	na	na	na	na
na	na	na	na	na	na	na	na	na	na	na	na	na	na	na	na	na	na	na	na	na	na	na	na	na	na	na	na
na	na	na	na	na	na	na	na	na	na	na	na	na	na	na	na	na	na	na	na	na	na	na	na	na	na	na	na
na	na	na	na	na	na	na	na	na	na	na	na	na	na	na	na	na	na	na	na	na	na	na	na	na	na	na	na
na	na	na	na	na	na	na	na	na	na	na	na	na	na	na	na	na	na	na	na	na	na	na	na	na	na	na	na
na	na	na	na	na	na	na	na	na	na	na	na	na	na	na	na	na	na	na	na	na	na	na	na	na	na	na	na
na	na	na	na	na	na	na	na	na	na	na	na	na	na	na	na	na	na	na	na	na	na	na	na	na	na	na	na
C+	182	B+	111	na	na	na	na	na	na	na	na	B+	56	na	na	A-	46	A	38	na	na	na	na	na	na	na	na
na	na	na	na	na	na	na	na	na	na	na	na	na	na	na	na	na	na	na	na	na	na	na	na	na	na	na	na
na	na	na	na	na	na	na	na	na	na	na	na	na	na	na	na	na	na	na	na	na	na	na	na	na	na	na	na
na	na	na	na	na	na	na	na	na	na	na	na	na	na	na	na	na	na	na	na	na	na	na	na	na	na	na	na

*The addition of variables and changes to inclusion rules alters Final grades and ranks along with actual changes in performance from WRC1 to WRC2. A more detailed description of differences is available in the Supplementary Materials document.

School Name (Community)	Board Name	Final (of 170)		WRC1 Final* (of 178)		Inputs					Absolute and In-Context (Using Inputs to estimate predicted outcomes Schools) Scores	Attendance (of 0)		Grade 10 Moving-On (of 243)	
		Grade	Rank	Grade	Rank	High School Enrolment	Pupil-Teacher Ratio	Average Teacher Certification (percentile)	SES (Percentile)	Feeder School Achievement (Percentile)		Grade	Rank	Grade	Rank
		na	na	na	na	na	na	na	na	na		Absolute	na	na	B
Foam Lake Composite High School (Foam Lake)	South East Horizon	na	na	B+	22	114	13.9	na	31	na	In-Context	na	na	na	na
Fort Livingstone School (Pelly)	Good Spirit	na	na	n/a	n/a	39	11.4	na	34	na	Absolute	na	na	B	61
Fox Valley School (Fox Valley)	Chinook	na	na	B+	28	49	12.2	na	59	na	In-Context	na	na	A+	5
Frontier School (Frontier)	Chinook	na	na	B	74	64	13.3	na	29	na	Absolute	na	na	B	80
Gladmar Regional School (Gladmar)	South East Cornerstone	na	na	n/a	n/a	31	14.5	na	99	na	In-Context	na	na	B+	33
Glenavon School (Glenavon)	Prairie Valley	na	na	n/a	n/a	25	22.4	na	na	na	Absolute	na	na	na	na
Gronlid Central School (Gronlid)	North East	na	na	n/a	n/a	30	12.0	na	33	na	In-Context	na	na	A	9
Hafford Central School (Hafford)	Living Sky	na	na	n/a	n/a	43	15.2	na	36	na	Absolute	na	na	C+	189
Hazlet School (Hazlet)	Chinook	na	na	n/a	n/a	21	10.6	na	28	na	In-Context	na	na	na	na
Hector Thiboutot Community School (Sandy Bay)	Northern Lights	na	na	n/a	n/a	109	17.5	na	0	0	Absolute	na	na	F	243
Herbert School (Herbert)	Chinook	na	na	C+	137	65	12.3	na	25	74	In-Context	na	na	A	7
Hodgeville School (Hodgeville)	Chinook	na	na	n/a	n/a	32	10.9	na	36	na	Absolute	na	na	A+	2
Imperial School (Imperial)	Horizon	na	na	n/a	n/a	37	13.8	na	21	na	In-Context	na	na	B	73
Kennedy Langbank School (Kennedy)	Prairie Valley	na	na	n/a	n/a	34	na	na	na	94	Absolute	na	na	na	na
Kerrobot Composite School (Kerrobot)	Living Sky	na	na	C	163	82	14.2	na	55	31	In-Context	na	na	B-	162
Kincaid Central School (Kincaid)	Prairie South	na	na	n/a	n/a	25	11.3	na	100	na	Absolute	na	na	na	na
Kyle Composite School (Kyle)	Sun West	na	na	B-	98	47	12.4	na	63	na	In-Context	na	na	B	101
Lafleche Central School (Lafleche)	Prairie South	na	na	n/a	n/a	35	11.3	na	86	na	Absolute	na	na	C+	169
Landis School (Landis)	Sun West	na	na	n/a	n/a	32	10.9	na	6	na	In-Context	na	na	B+	41
Leask Hutterite Colony School (Leask)	Prairie Spirit SD 206	na	na	na	na	na	na	na	na	na	Absolute	na	na	na	na
Leoville Central School (Leoville)	Living Sky	na	na	B+	31	63	13.6	na	3	na	In-Context	na	na	B	111

*The addition of variables and changes to inclusion rules alters Final grades and ranks along with actual changes in performance from WRC1 to WRC2. A more detailed description of differences is available in the Supplementary Materials document.

WRC2 Saskatchewan - Unranked

Engagement										Achievement														Overall Performance (of 185)					
Grade 11 Moving-On (of 243)		Grade 12 Moving-On (of 244)		Commitment to Learning - Math (of 132)		Commitment to Learning - Lang. Arts (of 185)		Post-Secondary Participation (of 0)		Overall Engagement (of 191)		Teacher Assigned Mark - Math (of 240)		Teacher Assigned Mark - Science (of 243)		Teacher Assigned Mark - Language Arts (of 240)		Teacher Assigned Mark - Math (of 238)		Provincial Exam Mark - Math (of 134)		Provincial Exam Mark - Lang. Arts (of 188)		Overall Achievement (of 189)		Overall Performance (of 185)			
Grade	Rank	Grade	Rank	Grade	Rank	Grade	Rank	Grade	Rank	Grade	Rank	Grade	Rank	Grade	Rank	Grade	Rank	Grade	Rank	Grade	Rank	Grade	Rank	Grade	Rank	Grade	Rank	Grade	Rank
C+	88	A-	60	C-	112	C	141	na	na	C+	137	A-	37	A-	61	B+	84	B	105	B-	55	C+	138	B	70	B-	107	na	na
na	na	na	na	na	na	na	na	na	na	na	na	na	na	na	na	na	na	na	na	na	na	na	na	na	na	na	na	na	na
C+	135	B+	106	na	na	na	na	na	na	na	na	D	221	C	204	C	214	C-	217	na	na	na	na	na	na	na	na	na	na
na	na	na	na	na	na	na	na	na	na	na	na	na	na	na	na	na	na	na	na	na	na	na	na	na	na	na	na	na	na
C+	106	A	14	A+	10	B+	37	na	na	A	2	B+	62	B+	74	B-	158	C+	173	A+	7	A+	3	A-	18	A-	6	na	na
na	na	na	na	na	na	na	na	na	na	na	na	na	na	na	na	na	na	na	na	na	na	na	na	na	na	na	na	na	na
C+	154	A-	54	C-	117	na	na	na	na	C+	150	B+	52	B+	67	A+	8	A-	57	C-	121	na	na	B-	123	C+	139	na	na
na	na	na	na	na	na	na	na	na	na	na	na	na	na	na	na	na	na	na	na	na	na	na	na	na	na	na	na	na	na
C+	136	A-	69	na	na	na	na	na	na	na	na	C	203	C+	186	A	26	B+	86	na	na	na	na	na	na	na	na	na	na
na	na	na	na	na	na	na	na	na	na	na	na	na	na	na	na	na	na	na	na	na	na	na	na	na	na	na	na	na	na
na	na	na	na	na	na	na	na	na	na	na	na	na	na	na	na	na	na	na	na	na	na	na	na	na	na	na	na	na	na
C+	193	na	na	na	na	na	na	na	na	na	na	A	21	A	20	B	130	A+	4	na	na	na	na	na	na	na	na	na	na
na	na	na	na	na	na	na	na	na	na	na	na	na	na	na	na	na	na	na	na	na	na	na	na	na	na	na	na	na	na
B-	33	B+	99	na	na	na	na	na	na	na	na	B-	139	A-	54	A+	10	A+	15	na	na	na	na	na	na	na	na	na	na
na	na	na	na	na	na	na	na	na	na	na	na	na	na	na	na	na	na	na	na	na	na	na	na	na	na	na	na	na	na
na	na	na	na	na	na	na	na	na	na	na	na	B	96	A+	16	A+	13	A	46	na	na	na	na	na	na	na	na	na	na
na	na	na	na	na	na	na	na	na	na	na	na	na	na	na	na	na	na	na	na	na	na	na	na	na	na	na	na	na	na
D	243	B+	131	na	na	na	na	na	na	na	na	na	na	F	236	F	237	D	222	na	na	na	na	na	na	na	na	na	na
D	194	A+	4	na	na	na	na	na	na	na	na	na	na	B+	53	C+	146	B+	66	na	na	na	na	na	na	na	na	na	na
C+	92	B+	94	F	127	C	135	na	na	C+	149	na	na	na	na	na	na	na	na	C-	118	B+	38	na	na	na	na	na	
C+	129	B	86	F	120	C+	120	na	na	C+	144	na	na	na	na	na	na	na	na	C	104	A-	22	na	na	na	na	na	
C+	114	A-	81	na	na	na	na	na	na	na	na	B-	157	B	105	B	148	A-	62	na	na	na	na	na	na	na	na	na	
na	na	na	na	na	na	na	na	na	na	na	na	na	na	na	na	na	na	na	na	na	na	na	na	na	na	na	na	na	
C	209	A-	36	na	na	na	na	na	na	na	na	B	105	A-	63	A+	7	na	na	na	na	na	na	na	na	na	na	na	
na	na	na	na	na	na	na	na	na	na	na	na	na	na	na	na	na	na	na	na	na	na	na	na	na	na	na	na	na	
na	na	na	na	na	na	na	na	na	na	na	na	na	na	na	na	na	na	na	na	na	na	na	na	na	na	na	na	na	
C	223	A-	44	F	126	C	138	na	na	C	160	B-	128	C	205	B-	156	B+	97	na	na	na	na	na	na	na	na	na	
C+	140	B	48	F	119	C+	121	na	na	C+	147	B	69	C+	149	B	96	A-	49	na	na	na	na	na	na	na	na	na	
na	na	B+	137	na	na	na	na	na	na	na	na	A	18	A+	5	A	25	A-	59	na	na	na	na	na	na	na	na	na	
na	na	na	na	na	na	na	na	na	na	na	na	na	na	na	na	na	na	na	na	na	na	na	na	na	na	na	na	na	
C+	179	A-	55	D	119	A-	27	na	na	B-	87	C+	174	C+	189	A-	49	C+	190	B-	64	B	94	B-	118	B-	101	na	
na	na	na	na	na	na	na	na	na	na	na	na	na	na	na	na	na	na	na	na	na	na	na	na	na	na	na	na	na	
B-	36	na	na	na	na	na	na	na	na	na	na	C	193	C+	184	C+	203	na	na	na	na	na	na	na	na	na	na	na	
na	na	na	na	na	na	na	na	na	na	na	na	na	na	na	na	na	na	na	na	na	na	na	na	na	na	na	na	na	
C	205	A-	75	na	na	na	na	na	na	na	na	B-	142	A	22	A-	51	A+	14	na	na	na	na	na	na	na	na	na	
na	na	na	na	na	na	na	na	na	na	na	na	na	na	na	na	na	na	na	na	na	na	na	na	na	na	na	na	na	
na	na	na	na	na	na	na	na	na	na	na	na	na	na	na	na	na	na	na	na	na	na	na	na	na	na	na	na	na	
na	na	na	na	na	na	na	na	na	na	na	na	na	na	na	na	na	na	na	na	na	na	na	na	na	na	na	na	na	
D	241	A-	31	na	na	A+	5	na	na	A-	5	C+	184	C+	198	B+	99	na	na	na	na	C+	140	C+	136	B	39	na	
na	na	na	na	na	na	na	na	na	na	na	na	na	na	na	na	na	na	na	na	na	na	na	na	na	na	na	na	na	

*The addition of variables and changes to inclusion rules alters Final grades and ranks along with actual changes in performance from WRC1 to WRC2. A more detailed description of differences is available in the Supplementary Materials document.

School Name (Community)	Board Name	Final (of 170)		WRC1 Final* (of 178)		Inputs					Absolute and In-Context (Using Inputs to estimate predicted outcomes Schools) Scores		Attendance (of 0)		Grade 10 Moving-On (of 243)		
		Grade	Rank	Grade	Rank	High School Enrolment	Pupil-Teacher Ratio	Average Teacher Certification (percentile)	SES (Percentile)	Feeder School Achievement (Percentile)	Grade	Rank	Grade	Rank			
Leroy School (Leroy)	South East Horizon	na	na	n/a	n/a	38	12.3	na	51	na	Absolute In-Context	na	na	C-	219	na	na
Limerick School (Limerick)	Prairie South	na	na	n/a	n/a	18	9.8	na	na	na	Absolute In-Context	na	na	na	na	na	na
Lipton School (Lipton)	Prairie Valley	na	na	n/a	n/a	52	12.0	na	26	na	Absolute In-Context	na	na	D	226	na	na
Loreburn Central School (Loreburn)	Sun West	na	na	n/a	n/a	37	12.7	na	8	na	Absolute In-Context	na	na	B-	142	na	na
Lyndale School (Oungre)	South East Cornerstone	na	na	na	na	na	na	na	na	na	Absolute In-Context	na	na	na	na	na	na
Major School (Major)	Living Sky	na	na	n/a	n/a	22	9.5	na	78	na	Absolute In-Context	na	na	na	na	na	na
Mankota School (Mankota)	Prairie South	na	na	n/a	n/a	31	11.9	na	41	97	Absolute In-Context	na	na	B-	153	na	B-
Manor School (Manor)	South East Cornerstone	na	na	n/a	n/a	33	14.3	na	44	na	Absolute In-Context	na	na	A-	14	na	na
Maryfield School (Maryfield)	South East Cornerstone	na	na	n/a	n/a	23	14.8	na	72	na	Absolute In-Context	na	na	C	208	na	na
Masinahikana School (La Ronge)	Northern Lights	na	na	n/a	n/a	35	na	na	na	8	Absolute In-Context	na	na	na	na	na	na
McClellan School (Young)	Horizon	na	na	n/a	n/a	49	12.3	na	30	na	Absolute In-Context	na	na	A	11	na	na
Milden Central School (Milden)	Sun West	na	na	n/a	n/a	23	9.1	na	na	na	Absolute In-Context	na	na	na	na	na	na
Montmartre School (Montmartre)	Prairie Valley	na	na	A-	12	59	14.6	na	6	94	Absolute In-Context	na	na	B	92	na	B+
Morse School (Morse)	Chinook	na	na	n/a	n/a	23	na	na	27	na	Absolute In-Context	na	na	na	na	na	na
Mortlach School (Mortlach)	Prairie South	na	na	n/a	n/a	26	12.4	na	68	na	Absolute In-Context	na	na	A+	4	na	na
Mossbank School (Mossbank)	Prairie South	na	na	n/a	n/a	38	13.2	na	47	91	Absolute In-Context	na	na	B	82	na	B
Muenster School (Muenster)	Horizon	na	na	B-	116	62	14.2	na	65	na	Absolute In-Context	na	na	A-	22	na	na
Neilburg Composite School (Neilburg)	Northwest	na	na	n/a	n/a	70	14.2	na	70	13	Absolute In-Context	na	na	B	79	na	B+
Nokomis School (Nokomis)	Horizon	na	na	n/a	n/a	23	11.2	na	24	na	Absolute In-Context	na	na	na	na	na	na
North West Central School (Plenty)	Sun West	na	na	n/a	n/a	46	13.1	na	82	92	Absolute In-Context	na	na	B	70	na	B

*The addition of variables and changes to inclusion rules alters Final grades and ranks along with actual changes in performance from WRC1 to WRC2. A more detailed description of differences is available in the Supplementary Materials document.

WRC2 Saskatchewan - Unranked

Engagement										Achievement														Overall Performance (of 185)					
Grade 11 Moving-On (of 243)		Grade 12 Moving-On (of 244)		Commitment to Learning - Math (of 132)		Commitment to Learning - Lang. Arts (of 185)		Post-Secondary Participation (of 0)		Overall Engagement (of 191)		Teacher Assigned Mark - Math (of 240)		Teacher Assigned Mark - Science (of 243)		Teacher Assigned Mark - Language Arts (of 240)		Teacher Assigned Mark - Math (of 238)		Provincial Exam Mark - Math (of 134)		Provincial Exam Mark - Lang. Arts (of 188)		Overall Achievement (of 189)		Overall Performance (of 185)			
Grade	Rank	Grade	Rank	Grade	Rank	Grade	Rank	Grade	Rank	Grade	Rank	Grade	Rank	Grade	Rank	Grade	Rank	Grade	Rank	Grade	Rank	Grade	Rank	Grade	Rank	Grade	Rank	Grade	Rank
C+	113	B+	125	na	na	na	na	na	na	na	na	C+	185	C+	183	B-	160	B+	87	na	na	na	na	na	na	na	na	na	na
na	na	na	na	na	na	na	na	na	na	na	na	na	na	na	na	na	na	na	na	na	na	na	na	na	na	na	na	na	na
na	na	na	na	na	na	na	na	na	na	na	na	na	na	na	na	na	na	na	na	na	na	na	na	na	na	na	na	na	na
na	na	na	na	na	na	na	na	na	na	na	na	na	na	na	na	na	na	na	na	na	na	na	na	na	na	na	na	na	na
C+	186	B-	184	na	na	na	na	na	na	na	na	B	107	B-	137	B-	161	B	131	na	na	na	na	na	na	na	na	na	na
na	na	na	na	na	na	na	na	na	na	na	na	na	na	na	na	na	na	na	na	na	na	na	na	na	na	na	na	na	na
C-	233	A	25	na	na	na	na	na	na	na	na	C-	215	B-	167	B	151	A-	73	na	na	na	na	na	na	na	na	na	na
na	na	na	na	na	na	na	na	na	na	na	na	na	na	C	209	A-	38	B+	96	na	na	na	na	na	na	na	na	na	na
na	na	na	na	na	na	na	na	na	na	na	na	na	na	na	na	na	na	na	na	na	na	na	na	na	na	na	na	na	na
na	na	na	na	na	na	na	na	na	na	na	na	na	na	na	na	na	na	C+	194	na	na	na	na	na	na	na	na	na	na
na	na	na	na	na	na	na	na	na	na	na	na	na	na	na	na	na	na	na	na	na	na	na	na	na	na	na	na	na	na
C	221	A	12	na	na	na	na	na	na	na	na	B	106	A	19	B+	73	B-	166	na	na	na	na	na	na	na	na	na	na
C-	188	B+	27	na	na	na	na	na	na	na	na	B	83	A	16	B+	39	B-	116	na	na	na	na	na	na	na	na	na	na
B+	11	A+	5	na	na	na	na	na	na	na	na	na	na	B+	94	A	18	B	123	na	na	na	na	na	na	na	na	na	na
na	na	na	na	na	na	na	na	na	na	na	na	na	na	na	na	na	na	na	na	na	na	na	na	na	na	na	na	na	na
na	na	na	na	na	na	na	na	na	na	na	na	B+	73	B	106	B+	66	A	49	na	na	na	na	na	na	na	na	na	na
na	na	na	na	na	na	na	na	na	na	na	na	na	na	na	na	na	na	na	na	na	na	na	na	na	na	na	na	na	na
B-	23	C	218	na	na	na	na	na	na	na	na	na	na	na	na	na	na	na	na	na	na	na	na	na	na	na	na	na	na
na	na	na	na	na	na	na	na	na	na	na	na	na	na	na	na	na	na	na	na	na	na	na	na	na	na	na	na	na	na
B-	49	B	160	na	na	C	140	na	na	B-	123	A-	41	A-	51	na	na	B-	141	na	na	C	153	B-	119	B-	117	na	na
na	na	na	na	na	na	na	na	na	na	na	na	na	na	na	na	na	na	na	na	na	na	na	na	na	na	na	na	na	na
na	na	na	na	na	na	na	na	na	na	na	na	na	na	na	na	na	na	na	na	na	na	na	na	na	na	na	na	na	na
na	na	na	na	na	na	na	na	na	na	na	na	na	na	na	na	na	na	na	na	na	na	na	na	na	na	na	na	na	na
C	204	A-	48	na	na	na	na	na	na	na	na	A+	12	A+	11	A	16	A-	55	na	na	na	na	na	na	na	na	na	na
C-	190	A-	9	na	na	na	na	na	na	na	na	A+	2	A+	2	A+	4	A	28	na	na	na	na	na	na	na	na	na	na
na	na	na	na	na	na	na	na	na	na	na	na	na	na	na	na	na	na	na	na	na	na	na	na	na	na	na	na	na	na
na	na	na	na	na	na	na	na	na	na	na	na	na	na	na	na	na	na	na	na	na	na	na	na	na	na	na	na	na	na
na	na	A	21	na	na	na	na	na	na	na	na	B-	119	B	127	A-	62	A+	32	na	na	na	na	na	na	na	na	na	na
na	na	na	na	na	na	na	na	na	na	na	na	na	na	na	na	na	na	na	na	na	na	na	na	na	na	na	na	na	na
C+	171	A-	27	na	na	na	na	na	na	na	na	A	13	A	29	B+	72	C+	185	na	na	na	na	na	na	na	na	na	na
C	164	B+	34	na	na	na	na	na	na	na	na	A	10	A-	24	B+	49	C+	132	na	na	na	na	na	na	na	na	na	na
B	15	B	175	na	na	na	na	na	na	na	na	B+	58	B+	93	A-	54	B+	83	na	na	na	na	na	na	na	na	na	na
na	na	na	na	na	na	na	na	na	na	na	na	na	na	na	na	na	na	na	na	na	na	na	na	na	na	na	na	na	na
C	229	B+	102	na	na	na	na	na	na	na	na	C+	187	C+	190	B+	97	A+	6	na	na	na	na	na	na	na	na	na	na
C+	112	B-	116	na	na	na	na	na	na	na	na	C+	127	C+	134	B+	45	A+	3	na	na	na	na	na	na	na	na	na	na
na	na	A	19	na	na	na	na	na	na	na	na	na	na	na	na	na	na	na	na	na	na	na	na	na	na	na	na	na	na
na	na	na	na	na	na	na	na	na	na	na	na	na	na	na	na	na	na	na	na	na	na	na	na	na	na	na	na	na	na
C+	156	A-	47	na	na	na	na	na	na	na	na	C	204	B-	168	A-	42	B-	160	B+	28	B-	131	B-	104	na	na	na	na
C+	136	B	93	na	na	na	na	na	na	na	na	C-	175	C	151	B+	38	C+	127	B+	35	C	148	B-	127	na	na	na	na

*The addition of variables and changes to inclusion rules alters Final grades and ranks along with actual changes in performance from WRC1 to WRC2. A more detailed description of differences is available in the Supplementary Materials document.

WRC2 Saskatchewan - Unranked

27

School Name (Community)	Board Name	Final (of 170)		WRC1 Final* (of 178)		Inputs					Absolute and In-Context (Using Inputs to estimate predicted outcomes Schools) Scores	Attendance (of 0)		Grade 10 Moving-On (of 243)	
		Grade	Rank	Grade	Rank	High School Enrolment	Pupil-Teacher Ratio	Average Teacher Certification (percentile)	SES (Percentile)	Feeder School Achievement (Percentile)		Grade	Rank	Grade	Rank
Ogema School (Ogema)	South East Cornerstone	na	na	n/a	n/a	24	10.3	na	46	na	Absolute In-Context	na	na	na	na
Oskayak High School (Saskatoon)	St Paul's RCS	na	na	n/a	n/a	204	14.1	na	na	49	Absolute In-Context	na	na	F	240
Oxbow Prairie Heights School (Oxbow)	South East Cornerstone	na	na	B-	104	126	15.4	na	68	30	Absolute In-Context	na	na	B-	150
Pangman School (Pangman)	South East Cornerstone	na	na	n/a	n/a	17	10.1	na	98	na	Absolute In-Context	na	na	na	na
Perdue School (Perdue)	Prairie Spirit	na	na	n/a	n/a	35	14.4	na	41	na	Absolute In-Context	na	na	na	na
Porcupine Plain Composite High School (Porcupine Plain)	North East	na	na	B	49	107	13.3	na	25	28	Absolute In-Context	na	na	B	60
Richmond School (Richmond)	Chinook	na	na	n/a	n/a	24	7.5	na	na	na	Absolute In-Context	na	na	na	na
Riverbend Hutterite Colony School (Waldheim)	Prairie Spirit	na	na	na	na	na	na	na	na	na	Absolute In-Context	na	na	na	na
Robert Usher Collegiate (Regina)	Regina	na	na	n/a	n/a	381	13.2	na	na	17	Absolute In-Context	na	na	na	na
Rose Valley School (Rose Valley)	Horizon	na	na	n/a	n/a	54	13.0	na	38	na	Absolute In-Context	na	na	C-	224
Rouleau School (Rouleau)	Prairie South	na	na	n/a	n/a	32	13.4	na	19	na	Absolute In-Context	na	na	B+	31
Schell School (Holdfast)	Horizon	na	na	n/a	n/a	34	13.6	na	37	na	Absolute In-Context	na	na	B-	144
Sedley School (Sedley)	Prairie Valley	na	na	n/a	n/a	37	na	na	na	na	Absolute In-Context	na	na	na	na
Star City School (Star City)	North East	na	na	n/a	n/a	43	14.2	na	22	41	Absolute In-Context	na	na	C	213
Three Lakes School (Middle Lake)	Horizon	na	na	n/a	n/a	50	15.3	na	37	93	Absolute In-Context	na	na	C+	197
Tommy Douglas Collegiate (Saskatoon)	Saskatoon	na	na	na	na	na	15.5	na	na	49	Absolute In-Context	na	na	na	na
Transition Place Education Centre (Meadow Lake)	Northwest	na	na	n/a	n/a	49	na	na	na	13	Absolute In-Context	na	na	F	239
Val Marie School (Val Marie)	Chinook	na	na	n/a	n/a	22	7.4	na	15	na	Absolute In-Context	na	na	na	na
Vanguard Community School (Vanguard)	Chinook	na	na	n/a	n/a	25	10.2	na	54	na	Absolute In-Context	na	na	B-	149
Viscount Central School (Viscount)	Horizon	na	na	A-	11	46	13.4	na	28	na	Absolute In-Context	na	na	C+	192
Watson School (Watson)	Horizon	na	na	B-	83	49	14.3	na	63	na	Absolute In-Context	na	na	C+	183

*The addition of variables and changes to inclusion rules alters Final grades and ranks along with actual changes in performance from WRC1 to WRC2. A more detailed description of differences is available in the Supplementary Materials document.

WRC2 Saskatchewan - Unranked

Engagement										Achievement																Overall Performance (of 185)			
Grade 11 Moving-On (of 243)		Grade 12 Moving-On (of 244)		Commitment to Learning - Math (of 132)		Commitment to Learning - Lang. Arts (of 185)		Post-Secondary Participation (of 0)		Overall Engagement (of 191)		Teacher Assigned Mark - Math (of 240)		Teacher Assigned Mark - Science (of 243)		Teacher Assigned Mark - Language Arts (of 240)		Teacher Assigned Mark - Math (of 238)		Provincial Exam Mark - Math (of 134)		Provincial Exam Mark - Lang. Arts (of 188)		Overall Achievement (of 189)		Overall Performance (of 185)			
Grade	Rank	Grade	Rank	Grade	Rank	Grade	Rank	Grade	Rank	Grade	Rank	Grade	Rank	Grade	Rank	Grade	Rank	Grade	Rank	Grade	Rank	Grade	Rank	Grade	Rank	Grade	Rank	Grade	Rank
B-	31	A-	73	na	na	na	na	na	na	na	na	B	76	A	28	B+	83	A+	13	na	na	na	na	na	na	na	na	na	na
na	na	na	na	na	na	na	na	na	na	na	na	na	na	na	na	na	na	na	na	na	na	na	na	na	na	na	na	na	na
A+	4	F	243	na	na	D	159	na	na	D	184	F	234	F	237	C+	205	B-	163	na	na	F	178	F	177	F	176	F	176
na	na	na	na	na	na	na	na	na	na	na	na	na	na	na	na	na	na	na	na	na	na	na	na	na	na	na	na	na	na
C+	99	A-	72	na	na	A+	12	na	na	A-	13	na	na	na	na	na	na	na	na	na	na	na	B-	126	na	na	na	na	
B-	33	B	66	na	na	A+	9	na	na	A-	10	na	na	na	na	na	na	na	na	na	na	na	B-	107	na	na	na	na	
na	na	na	na	na	na	na	na	na	na	na	na	D	222	D	228	na	na	A+	27	na	na	na	na	na	na	na	na	na	na
na	na	na	na	na	na	na	na	na	na	na	na	na	na	na	na	na	na	na	na	na	na	na	na	na	na	na	na	na	na
C-	236	B	158	na	na	na	na	na	na	na	na	C+	168	B	118	A-	56	B-	153	na	na	na	na	na	na	na	na	na	na
na	na	na	na	na	na	na	na	na	na	na	na	na	na	na	na	na	na	na	na	na	na	na	na	na	na	na	na	na	na
C+	168	A-	42	B-	65	C+	112	na	na	B-	83	na	na	na	na	na	na	na	na	F	131	B	83	na	na	na	na	na	
C+	111	B+	35	B-	60	B	72	na	na	B	50	na	na	na	na	na	na	na	na	C-	121	A-	28	na	na	na	na	na	
na	na	na	na	na	na	na	na	na	na	na	na	na	na	na	na	na	na	na	na	na	na	na	na	na	na	na	na	na	na
na	na	na	na	na	na	na	na	na	na	na	na	na	na	na	na	na	na	na	na	na	na	na	na	na	na	na	na	na	na
na	na	na	na	na	na	na	na	na	na	na	na	na	na	na	na	na	na	na	na	na	na	na	na	na	na	na	na	na	na
na	na	B-	199	na	na	na	na	na	na	na	na	na	na	na	na	na	na	na	na	na	na	na	na	na	na	na	na	na	na
na	na	na	na	na	na	na	na	na	na	na	na	na	na	na	na	na	na	na	na	na	na	na	na	na	na	na	na	na	na
C	227	A-	35	na	na	F	171	na	na	C-	177	D	219	B-	148	B-	177	D	218	na	na	A-	18	B	84	C+	153	C+	153
na	na	na	na	na	na	na	na	na	na	na	na	na	na	na	na	na	na	na	na	na	na	na	na	na	na	na	na	na	na
C+	165	B+	87	na	na	na	na	na	na	na	na	A+	11	B+	85	B+	81	A	36	na	na	na	na	na	na	na	na	na	na
na	na	na	na	na	na	na	na	na	na	na	na	na	na	na	na	na	na	na	na	na	na	na	na	na	na	na	na	na	na
C	206	A	24	na	na	na	na	na	na	na	na	B-	136	B-	164	B	137	A+	16	na	na	na	na	na	na	na	na	na	na
na	na	na	na	na	na	na	na	na	na	na	na	na	na	na	na	na	na	na	na	na	na	na	na	na	na	na	na	na	na
na	na	na	na	na	na	na	na	na	na	na	na	na	na	na	na	na	na	na	na	na	na	na	na	na	na	na	na	na	na
C	218	B+	121	na	na	na	na	na	na	na	na	C	194	C-	221	A-	61	na	na	na	na	na	na	na	na	na	na	na	na
C	166	B	81	na	na	na	na	na	na	na	na	C+	128	C	165	A-	16	na	na	na	na	na	na	na	na	na	na	na	na
C	212	A-	58	na	na	na	na	na	na	na	na	B-	144	B-	132	B+	67	B+	76	na	na	na	na	na	na	na	na	na	na
C	179	B+	30	na	na	na	na	na	na	na	na	C+	123	B-	130	B+	69	B+	68	na	na	na	na	na	na	na	na	na	na
na	na	na	na	na	na	na	na	na	na	na	na	na	na	na	na	na	na	na	na	na	na	na	na	na	na	na	na	na	na
na	na	na	na	na	na	na	na	na	na	na	na	na	na	na	na	na	na	na	na	na	na	na	na	na	na	na	na	na	na
na	na	na	na	na	na	na	na	na	na	na	na	na	na	na	na	na	na	na	na	na	na	na	na	na	na	na	na	na	na
C+	118	na	na	na	na	na	na	na	na	na	na	B	82	na	na	na	na	B+	90	na	na	na	na	na	na	na	na	na	na
na	na	na	na	na	na	na	na	na	na	na	na	na	na	na	na	na	na	na	na	na	na	na	na	na	na	na	na	na	na
na	na	A+	4	na	na	na	na	na	na	na	na	A+	7	A-	55	A+	12	A+	21	na	na	na	na	na	na	na	na	na	na
na	na	na	na	na	na	na	na	na	na	na	na	na	na	na	na	na	na	na	na	na	na	na	na	na	na	na	na	na	na
C	213	A-	33	na	na	na	na	na	na	na	na	B-	137	B+	92	A	21	A	51	B-	65	na	na	B	66	na	na	na	na
na	na	na	na	na	na	na	na	na	na	na	na	na	na	na	na	na	na	na	na	na	na	na	na	na	na	na	na	na	na
C+	161	A-	29	na	na	F	173	na	na	C-	173	B-	141	B-	153	B-	164	B	111	na	na	B+	54	B	60	C+	140	C+	140
na	na	na	na	na	na	na	na	na	na	na	na	na	na	na	na	na	na	na	na	na	na	na	na	na	na	na	na	na	na

*The addition of variables and changes to inclusion rules alters Final grades and ranks along with actual changes in performance from WRC1 to WRC2. A more detailed description of differences is available in the Supplementary Materials document.

School Name (Community)	Board Name	Final (of 170)		WRC1 Final* (of 178)		Inputs						Attendance (of 0)		Grade 10 Moving-On (of 243)	
		Grade	Rank	Grade	Rank	High School Enrolment	Pupil-Teacher Ratio	Average Teacher Certification (percentile)	SES (Percentile)	Feeder School Achievement (Percentile)	Absolute and In-Context (Using Inputs to estimate predicted outcomes Schools) Scores	Grade	Rank	Grade	Rank
Wawota Parkland School (Wawota)	South East Cornerstone	na	na	B-	94	41	14.8	na	55	na	Absolute In-Context	na na	na na	C+ na	184 na
Westcliffe Composite School (Marengo)	Sun West	na	na	n/a	n/a	37	12.2	na	55	75	Absolute In-Context	na na	na na	B+ A-	48 25
Weyburn Comp. School (Weyburn)	South East Cornerstone	na	na	B	56	531	15.7	na	58	na	Absolute In-Context	na na	na na	B na	100 na
Willow Bunch School (Willow Bunch)	Prairie South	na	na	n/a	n/a	27	8.3	na	na	na	Absolute In-Context	na na	na na	na na	na na
Wishart School (Wishart)	Horizon	na	na	n/a	n/a	16	na	na	na	na	Absolute In-Context	na na	na na	na na	na na
Yellow Grass School (Yellow Grass)	South East Cornerstone	na	na	n/a	n/a	27	13.6	na	67	na	Absolute In-Context	na na	na na	na na	na na
Yorkton Regional High School (Yorkton)	Good Spirit	na	na	B-	86	813	16.5	na	53	76	Absolute In-Context	na na	na na	B- C+	157 160

*The addition of variables and changes to inclusion rules alters Final grades and ranks along with actual changes in performance from WRC1 to WRC2. A more detailed description of differences is available in the Supplementary Materials document.

Engagement										Achievement														Overall Performance (of 185)			
Grade 11 Moving-On (of 243)		Grade 12 Moving-On (of 244)		Commitment to Learning - Math (of 132)		Commitment to Learning - Lang. Arts (of 185)		Post-Secondary Participation (of 0)		Overall Engagement (of 191)		Teacher Assigned Mark - Math (of 240)		Teacher Assigned Mark - Science (of 243)		Teacher Assigned Mark - Language Arts (of 240)		Teacher Assigned Mark - Math (of 238)		Provincial Exam Mark - Math (of 134)		Provincial Exam Mark - Lang. Arts (of 188)		Overall Achievement (of 189)		Overall Performance (of 185)	
Grade	Rank	Grade	Rank	Grade	Rank	Grade	Rank	Grade	Rank	Grade	Rank	Grade	Rank	Grade	Rank	Grade	Rank	Grade	Rank	Grade	Rank	Grade	Rank	Grade	Rank	Grade	Rank
B-	37	B	161	na	na	na	na	na	na	na	na	B	94	B-	149	na	na	na	na	na	na	B-	109	B-	107	na	na
na	na	na	na	na	na	na	na	na	na	na	na	na	na	na	na	na	na	na	na	na	na	na	na	na	na	na	na
C-	235	A-	56	na	na	na	na	na	na	na	na	C+	169	B-	170	B	146	C+	195	na	na	na	na	na	na	na	na
C-	183	B	85	na	na	na	na	na	na	na	na	C+	122	B-	126	B	86	C+	126	na	na	na	na	na	na	na	na
C+	83	B-	197	B+	28	B-	101	na	na	B	72	B+	67	B	125	B	134	B	133	C+	91	B	88	B-	106	B	81
na	na	na	na	na	na	na	na	na	na	na	na	na	na	na	na	na	na	na	na	na	na	na	na	na	na	na	na
na	na	na	na	na	na	na	na	na	na	na	na	na	na	na	na	na	na	na	na	na	na	na	na	na	na	na	na
na	na	na	na	na	na	na	na	na	na	na	na	C	197	B	107	B	142	B+	80	na	na	na	na	na	na	na	na
na	na	na	na	na	na	na	na	na	na	na	na	na	na	na	na	na	na	na	na	na	na	na	na	na	na	na	na
B-	38	B-	203	na	na	na	na	na	na	na	na	F	227	D	227	C+	197	C+	170	na	na	na	na	na	na	na	na
na	na	na	na	na	na	na	na	na	na	na	na	na	na	na	na	na	na	na	na	na	na	na	na	na	na	na	na
B-	29	C	219	B	56	B-	99	na	na	B-	113	na	na	na	na	na	na	na	na	B+	30	B+	66	na	na	na	na
C+	116	C+	166	B-	56	C+	104	na	na	C+	120	na	na	na	na	na	na	na	na	B	47	B	78	na	na	na	na

*The addition of variables and changes to inclusion rules alters Final grades and ranks along with actual changes in performance from WRC1 to WRC2. A more detailed description of differences is available in the Supplementary Materials document.

WRC2 - Manitoba

School Name (Community)	Board Name	Final (of 0)		WRC1 Final (of 0)		Inputs					Absolute and In-Context (Using Inputs to estimate predicted outcomes Schools) Scores	Attendance (of 0)		Grade 10 Moving-On (of 147)						
		Grade	Rank	Grade	Rank	High School Enrolment	Pupil-Teacher Ratio	Average Teacher Certification (percentile)	SES (Percentile)	Feeder School Achievement (Percentile)		Grade	Rank	Grade	Rank					
																Absolute	In-Context	Absolute	In-Context	
Acadia Colony School (Carberry)	Beautiful Plains	na	na	na	na	5	na	na	na	na	Absolute	na	na	na	na	In-Context	na	na	na	na
Albright School (Morris)	Red River Valley	na	na	na	na	4	na	na	na	na	Absolute	na	na	na	na	In-Context	na	na	na	na
Alonsa School (Alonsa)	Turtle River	na	na	na	na	60	na	na	na	na	Absolute	na	na	D	131	In-Context	na	na	C-	131
Arborg Collegiate (Arborg)	Evergreen	na	na	na	na	129	na	na	na	na	Absolute	na	na	A-	5	In-Context	na	na	A	3
Argyle Alternative High School (Winnipeg)	Winnipeg	na	na	na	na	169	na	na	na	na	Absolute	na	na	A+	1	In-Context	na	na	A+	1
Ashern Central School (Ashern)	Lakeshore	na	na	na	na	190	na	na	na	na	Absolute	na	na	C+	100	In-Context	na	na	B-	98
Baldur School (Baldur)	Prairie Spirit	na	na	na	na	53	na	na	na	na	Absolute	na	na	B-	62	In-Context	na	na	B	51
Barrickman Colony School (Elie)	Prairie Rose	na	na	na	na	10	na	na	na	na	Absolute	na	na	na	na	In-Context	na	na	na	na
Beaver Creek School (MacGregor)	Park West	na	na	na	na	6	na	na	na	na	Absolute	na	na	na	na	In-Context	na	na	na	na
Birtle Collegiate (Birtle)	Park West	na	na	na	na	120	na	na	na	na	Absolute	na	na	B	36	In-Context	na	na	B+	24
Blue Clay Colony School (Arnaud)	Louis Riel	na	na	na	na	9	na	na	na	na	Absolute	na	na	na	na	In-Context	na	na	na	na
Boissevain School (Boissevain)	Turtle Mountain	na	na	na	na	147	na	na	na	na	Absolute	na	na	B-	76	In-Context	na	na	B	70
Bon Homme Colony School (Elie)	Prairie Rose	na	na	na	na	5	na	na	na	na	Absolute	na	na	na	na	In-Context	na	na	na	na
Boundary Lane Colony School (Elkhorn)	Fort La Bosse	na	na	na	na	7	na	na	na	na	Absolute	na	na	na	na	In-Context	na	na	na	na
Boyne Valley School (Holland)	Prairie Spirit	na	na	na	na	6	na	na	na	na	Absolute	na	na	na	na	In-Context	na	na	na	na
Brantwood School (Portage la Prairie)	Turtle Mountain	na	na	na	na	2	na	na	na	na	Absolute	na	na	na	na	In-Context	na	na	na	na
Brennan School (Portage la Prairie)	Portage la Prairie	na	na	na	na	15	na	na	na	na	Absolute	na	na	na	na	In-Context	na	na	na	na
Broad Valley Colony School (Poplarfield)	Lakeshore	na	na	na	na	5	na	na	na	na	Absolute	na	na	na	na	In-Context	na	na	na	na
Can Am Colony School (Killarney)	Turtle Mountain	na	na	na	na	10	na	na	na	na	Absolute	na	na	na	na	In-Context	na	na	na	na
Carberry Collegiate (Carberry)	Beautiful Plains	na	na	na	na	153	na	na	na	na	Absolute	na	na	B-	61	In-Context	na	na	B	55
Carman Collegiate (Carman)	Prairie Rose	na	na	na	na	230	na	na	na	na	Absolute	na	na	B-	83	In-Context	na	na	B-	77

WRC2 - Manitoba

School Name (Community)	Board Name	Final (of 0)				Inputs						Absolute and In-Context (Using Inputs to estimate predicted outcomes Schools) Scores		Attendance (of 0)		Grade 10 Moving-On (of 147)			
		Final		WRC1 Final (of 0)		High School Enrolment	Pupil-Teacher Ratio	Average Teacher Certification (percentile)	SES (Percentile)	Feeder School Achievement (Percentile)	Absolute	In-Context	Grade	Rank	Grade	Rank			
		Grade	Rank	Grade	Rank														
Cartwright School 1 (Cartwright)	Turtle River	na	na	na	na	29	na	na	na	na	na	na	na	B	38	na	na	B	25
Cascade Colony School (Austin)	Pine Creek	na	na	na	na	7	na	na	na	na	na	na	na	na	na	na	na	na	na
Centre Scolaire Leo- Remillard (Winnipeg)	Scolaire Franco- Manitobaine	na	na	na	na	75	na	na	na	na	na	na	na	D	133	na	na	D	133
Chan Kagha Otina Dakota Wayawa Tipi School	Frontier	na	na	na	na	28	na	na	na	na	na	na	na	na	na	na	na	na	na
Children of the Earth High School (Winnipeg)	Winnipeg	na	na	na	na	218	na	na	na	na	na	na	na	C-	126	na	na	C	125
Churchill High (Winnipeg)	Winnipeg	na	na	na	na	414	na	na	na	na	na	na	na	B-	96	na	na	B-	95
Clearview Colony School (Elm Creek)	Prairie Rose	na	na	na	na	5	na	na	na	na	na	na	na	na	na	na	na	na	na
College Beliveau (Winnipeg)	Turtle Mountain	na	na	na	na	359	na	na	na	na	na	na	na	C	115	na	na	C+	114
College Churchill (Winnipeg)	Louis Riel	na	na	na	na	100	na	na	na	na	na	na	na	B-	95	na	na	B-	83
College Jeanne-Sauve (Winnipeg)	Louis Riel	na	na	na	na	580	na	na	na	na	na	na	na	B-	82	na	na	B-	87
College Lorette Collegiate (Lorette)	Seine River	na	na	na	na	424	na	na	na	na	na	na	na	B-	90	na	na	B-	91
College Louis-Riel (Winnipeg)	Scolaire Franco- Manitobaine	na	na	na	na	546	na	na	na	na	na	na	na	B	28	na	na	B	30
College Pierre-Elliott- Trudeau (Winnipeg)	River East Transcona	na	na	na	na	336	na	na	na	na	na	na	na	C	112	na	na	C+	110
College Regional Notre- Dame (Notre-Dame-de-)	Scolaire Franco- Manitobaine	na	na	na	na	77	na	na	na	na	na	na	na	B	24	na	na	B+	17
Concord School (Winnipeg)	Mountain View	na	na	na	na	9	na	na	na	na	na	na	na	na	na	na	na	na	na
Cool Spring Colony School (Minnedosa)	Rolling River	na	na	na	na	0	na	na	na	na	na	na	na	na	na	na	na	na	na
Crocus Plains Regional Secondary (Brandon)	Brandon	na	na	na	na	1000	na	na	na	na	na	na	na	B	29	na	na	B	52
Crystal Springs School (Ste. Agathe)	Hanover	na	na	na	na	16	na	na	na	na	na	na	na	na	na	na	na	na	na
Dakota Collegiate (Winnipeg)	Louis Riel	na	na	na	na	1105	na	na	na	na	na	na	na	B-	74	na	na	B-	100
Daniel McIntyre Collegiate Institute (Winnipeg)	Winnipeg	na	na	na	na	1085	na	na	na	na	na	na	na	A-	8	na	na	B+	14
Dauphin Regional Comp Secondary (Dauphin)	Mountain View	na	na	na	na	659	na	na	na	na	na	na	na	B-	87	na	na	B-	96

WRC2 - Manitoba

School Name (Community)	Board Name	Final (of 0)				Inputs						Absolute and In-Context (Using Inputs to estimate predicted outcomes Schools) Scores		Attendance (of 0)		Grade 10 Moving-On (of 147)				
		Final (of 0)		WRC1 Final (of 0)		High School Enrolment	Pupil-Teacher Ratio	Average Teacher Certification (percentile)	SES (Percentile)	Feeder School Achievement (Percentile)	Absolute	In-Context	Grade	Rank	Grade	Rank				
		Grade	Rank	Grade	Rank															
Decker Colony School (Decker)	Park West	na	na	na	na	12	na	na	na	na	Absolute	na	na	na	na	na	na			
Deerboine Colony School (Alexander)	Rolling River	na	na	na	na	7	na	na	na	na	Absolute	na	na	na	na	na	na			
Deloraine School (Deloraine)	Southwest Horizon	na	na	na	na	83	na	na	na	na	Absolute	na	na	B-	55	In-Context	na	na	B	46
Duke of Marlborough School (Churchill)	Frontier	na	na	na	na	50	na	na	na	na	Absolute	na	na	D	135	In-Context	na	na	D	135
Ecole Communautaire Aurele-Lemoine (Saint)	Scolaire Franco- Manitobaine	na	na	na	na	24	na	na	na	na	Absolute	na	na	na	na	In-Context	na	na	na	na
Ecole Communautaire Gilbert-Rosset (Saint)	Scolaire Franco- Manitobaine	na	na	na	na	19	na	na	na	na	Absolute	na	na	na	na	In-Context	na	na	na	na
Ecole Communautaire Real- Berard (St. Pierre Jolys)	Scolaire Franco- Manitobaine	na	na	na	na	64	na	na	na	na	Absolute	na	na	B+	21	In-Context	na	na	B+	15
Ecole Communautaire Saint-Georges (Saint)	Rolling River	na	na	na	na	6	na	na	na	na	Absolute	na	na	na	na	In-Context	na	na	na	na
Ecole Jours de Plaine (Laurier)	Scolaire Franco- Manitobaine	na	na	na	na	8	na	na	na	na	Absolute	na	na	na	na	In-Context	na	na	na	na
Ecole Pointe-des-Chenes (Ste. Anne)	Scolaire Franco- Manitobaine	na	na	na	na	86	na	na	na	na	Absolute	na	na	C-	124	In-Context	na	na	C	122
Ecole Regionale Saint- Jean-Baptiste (Saint Jean)	Scolaire Franco- Manitobaine	na	na	na	na	49	na	na	na	na	Absolute	na	na	C	120	In-Context	na	na	C	117
Ecole Saint-Joachim (La Broquerie)	Scolaire Franco- Manitobaine	na	na	na	na	100	na	na	na	na	Absolute	na	na	B-	52	In-Context	na	na	B	43
Ecole Saint-Lazare (St. Lazare)	Scolaire Franco- Manitobaine	na	na	na	na	46	na	na	na	na	Absolute	na	na	B-	92	In-Context	na	na	B-	79
Ecole Somerset School (Somerset)	Prairie Spirit	na	na	na	na	60	na	na	na	na	Absolute	na	na	C+	97	In-Context	na	na	B-	88
Ecole/College Regional Gabrielle-Roy (Ile des)	Scolaire Franco- Manitobaine	na	na	na	na	206	na	na	na	na	Absolute	na	na	B-	80	In-Context	na	na	B-	75
Edward Schreyer School (Beausejour)	Sunrise	na	na	na	na	412	na	na	na	na	Absolute	na	na	C+	103	In-Context	na	na	C+	103
Elkhorn School (Elkhorn)	Fort La Bosse	na	na	na	na	69	na	na	na	na	Absolute	na	na	B-	51	In-Context	na	na	B	41
Elm Creek School (Elm Creek)	Prairie Rose	na	na	na	na	72	na	na	na	na	Absolute	na	na	B	47	In-Context	na	na	B	39
Elmwood High (Winnipeg)	Winnipeg	na	na	na	na	535	na	na	na	na	Absolute	na	na	C	118	In-Context	na	na	C	120
Elton Collegiate (Forrest)	Rolling River	na	na	na	na	193	na	na	na	na	Absolute	na	na	C+	102	In-Context	na	na	B-	99
Erickson Collegiate Institute (Erickson)	Rolling River	na	na	na	na	117	na	na	na	na	Absolute	na	na	C	114	In-Context	na	na	C+	109

WRC2 - Manitoba

School Name (Community)	Board Name	Final (of 0)		WRC1 Final (of 0)		Inputs					Absolute and In-Context (Using Inputs to estimate predicted outcomes Schools) Scores		Attendance (of 0)		Grade 10 Moving-On (of 147)		
		Grade	Rank	Grade	Rank	High School Enrolment	Pupil-Teacher Ratio	Average Teacher Certification (percentile)	SES (Percentile)	Feeder School Achievement (Percentile)	Absolute	In-Context	Grade	Rank	Grade	Rank	
A d l S h l Ethelbert School (Ethelbert)	Mountain View	na	na	na	na	32	na	na	na	na	Absolute	na	na	na	na	na	na
Evergreen Colony School (Somerset)	Prairie Spirit	na	na	na	na	7	na	na	na	na	Absolute	na	na	na	na	na	na
Fairholme Colony School (Portage la Prairie)	Prairie Spirit	na	na	na	na	11	na	na	na	na	Absolute	na	na	na	na	na	na
Fairway Colony School (Douglas)	Frontier	na	na	na	na	3	na	na	na	na	Absolute	na	na	na	na	na	na
Fisher Branch Collegiate (Fisher Branch)	Lakeshore	na	na	na	na	90	na	na	na	na	Absolute	na	na	C+	107	C+	105
Forest Home School (Gladstone)	Pine Creek	na	na	na	na	7	na	na	na	na	Absolute	na	na	na	na	na	na
Fort Richmond Collegiate (Winnipeg)	Pembina Trails	na	na	na	na	913	na	na	na	na	Absolute	na	na	A-	7	B+	10
Frontier Collegiate Institute (Cranberry Portage)	Frontier	na	na	na	na	281	na	na	na	na	Absolute	na	na	F	143	F	143
Garden City Collegiate (Winnipeg)	Seven Oaks	na	na	na	na	987	na	na	na	na	Absolute	na	na	B	22	B	35
Garden Valley Collegiate (Winkler)	Garden Valley	na	na	na	na	1085	na	na	na	na	Absolute	na	na	B-	58	B-	89
Gilbert Plains Collegiate Institute (Gilbert Plains)	Mountain View	na	na	na	na	57	na	na	na	na	Absolute	na	na	A+	2	A+	2
Gillam School (Gillam)	Frontier	na	na	na	na	75	na	na	na	na	Absolute	na	na	C+	105	B-	101
Gimli High School (Gimli)	Evergreen	na	na	na	na	339	na	na	na	na	Absolute	na	na	B-	88	B-	86
Glenboro School (Glenboro)	Southwest Horizon	na	na	na	na	90	na	na	na	na	Absolute	na	na	B	41	B	29
Glendale School (Justice)	Rolling River	na	na	na	na	2	na	na	na	na	Absolute	na	na	na	na	na	na
Glenella School (Glenella)	Turtle River	na	na	na	na	29	na	na	na	na	Absolute	na	na	B+	10	A-	7
Glenlawn Collegiate (Winnipeg)	Louis Riel	na	na	na	na	940	na	na	na	na	Absolute	na	na	B	40	B	64
Glenway Colony School (Dominion City)	Border Land	na	na	na	na	4	na	na	na	na	Absolute	na	na	na	na	na	na
Good Hope Colony School (Portage la Prairie)	Portage la Prairie	na	na	na	na	6	na	na	na	na	Absolute	na	na	na	na	na	na
Goose Lake High (Roblin)	Mountain View	na	na	na	na	176	na	na	na	na	Absolute	na	na	B-	63	B	57
Gordon Bell High (Winnipeg)	Winnipeg	na	na	na	na	690	na	na	na	na	Absolute	na	na	F	145	F	146

WRC2 - Manitoba

School Name (Community)	Board Name	Final (of 0)				WRC1 Final (of 0)				Inputs				Absolute and In-Context (Using Inputs to estimate predicted outcomes Schools) Scores				
		Grade		Rank		Grade		Rank		High School Enrolment	Pupil-Teacher Ratio	Average Teacher Certification (percentile)	SES (Percentile)	Feeder School Achievement (Percentile)	Attendance (of 0)		Grade 10 Moving-On (of 147)	
		Grade	Rank	Grade	Rank	High School Enrolment	Pupil-Teacher Ratio	Average Teacher Certification (percentile)	SES (Percentile)	Feeder School Achievement (Percentile)	Absolute	In-Context	Grade	Rank	Grade	Rank		
John Taylor Collegiate (Winnipeg)	St. James Assiniboia	na	na	na	na	711	na	na	na	na	na	na	na	Absolute	na	na	B+	18
														In-Context	na	na	B+	20
Joseph H. Kerr School (Snow Lake)	Frontier	na	na	na	na	50	na	na	na	na	na	na	na	Absolute	na	na	C-	127
														In-Context	na	na	C	124
Kamsley School (Notre-Dame-de-Lourdes)	Rolling River	na	na	na	na	3	na	na	na	na	na	na	na	Absolute	na	na	na	na
														In-Context	na	na	na	na
Kelsey School (Rosser)	Interlake	na	na	na	na	11	na	na	na	na	na	na	na	Absolute	na	na	na	na
														In-Context	na	na	na	na
Kelvin High (Winnipeg)	Winnipeg	na	na	na	na	1340	na	na	na	na	na	na	na	Absolute	na	na	B	50
														In-Context	na	na	B-	90
Kildonan East Collegiate (Winnipeg)	Rolling River	na	na	na	na	1161	na	na	na	na	na	na	na	Absolute	na	na	B	34
														In-Context	na	na	B	60
Killarney School (Killarney)	Turtle Mountain	na	na	na	na	213	na	na	na	na	na	na	na	Absolute	na	na	B-	68
														In-Context	na	na	B	61
Lac du Bonnet Senior (Lac du Bonnet)	Sunrise	na	na	na	na	164	na	na	na	na	na	na	na	Absolute	na	na	B-	70
														In-Context	na	na	B	62
Landmark Collegiate (Landmark)	Hanover	na	na	na	na	149	na	na	na	na	na	na	na	Absolute	na	na	B-	56
														In-Context	na	na	B	48
Leaf Rapids Education Centre (Leaf Rapids)	Frontier	na	na	na	na	66	na	na	na	na	na	na	na	Absolute	na	na	F	139
														In-Context	na	na	D	138
Lightly School (Balmoral)	Interlake	na	na	na	na	8	na	na	na	na	na	na	na	Absolute	na	na	na	na
														In-Context	na	na	na	na
Little Creek Colony School (Marquette)	Prairie Rose	na	na	na	na	2	na	na	na	na	na	na	na	Absolute	na	na	na	na
														In-Context	na	na	na	na
Lord Selkirk Regional Secondary (Selkirk)	Lord Selkirk	na	na	na	na	1255	na	na	na	na	na	na	na	Absolute	na	na	B	33
														In-Context	na	na	B	68
Louis Riel S. D. Arts & Technology Ctr. (Winnipeg)	Louis Riel	na	na	na	na	185	na	na	na	na	na	na	na	Absolute	na	na	na	na
														In-Context	na	na	na	na
Lundar School (Lundar)	Lakeshore	na	na	na	na	189	na	na	na	na	na	na	na	Absolute	na	na	D	132
														In-Context	na	na	C-	132
MacGregor Collegiate (MacGregor)	Pine Creek	na	na	na	na	228	na	na	na	na	na	na	na	Absolute	na	na	B	48
														In-Context	na	na	B	42
Major Pratt School (Russell)	Park West	na	na	na	na	257	na	na	na	na	na	na	na	Absolute	na	na	B	39
														In-Context	na	na	B	34
Mallard School (Warren)	Interlake	na	na	na	na	4	na	na	na	na	na	na	na	Absolute	na	na	na	na
														In-Context	na	na	na	na
Maple Grove Colony School (Lauder)	Southwest Horizon	na	na	na	na	8	na	na	na	na	na	na	na	Absolute	na	na	na	na
														In-Context	na	na	na	na
Maples Collegiate Institute (Winnipeg)	Seven Oaks	na	na	na	na	1238	na	na	na	na	na	na	na	Absolute	na	na	B	26
														In-Context	na	na	B	53
Margaret Barbour Collegiate Institute (The	Kelsey	na	na	na	na	473	na	na	na	na	na	na	na	Absolute	na	na	C-	130
														In-Context	na	na	C-	130

WRC2 - Manitoba

School Name (Community)	Board Name	Final (of 0)				Inputs						Absolute and In-Context (Using Inputs to estimate predicted outcomes Schools) Scores		Attendance (of 0)		Grade 10 Moving-On (of 147)	
		Final (of 0)		WRC1 Final (of 0)		High School Enrolment	Pupil-Teacher Ratio	Average Teacher Certification (percentile)	SES (Percentile)	Feeder School Achievement (Percentile)	Absolute	In-Context	Grade	Rank	Grade	Rank	
		Grade	Rank	Grade	Rank												
Newdale School (Portage la Prairie)	Prairie Spirit	na	na	na	na	8	na	na	na	na	Absolute In-Context	na na	na na	na na	na na		
Newdale Colony School (Souris)	Southwest Horizon	na	na	na	na	9	na	na	na	na	Absolute In-Context	na na	na na	na na	na na		
Niji Mahkwa School (Winnipeg)	Winnipeg	na	na	na	na	43	na	na	na	na	Absolute In-Context	na na	na na	na na	na na		
Niverville Collegiate (Niverville)	Hanover	na	na	na	na	214	na	na	na	na	Absolute In-Context	na na	na na	B+ A-	11 9		
Norquay Colony School (Portage la Prairie)	Portage la Prairie	na	na	na	na	9	na	na	na	na	Absolute In-Context	na na	na na	na na	na na		
Northern Breeze Colony School (Portage la Prairie)	Portage la Prairie	na	na	na	na	9	na	na	na	na	Absolute In-Context	na na	na na	na na	na na		
Oak Park High (Winnipeg)	Pembina Trails	na	na	na	na	935	na	na	na	na	Absolute In-Context	na na	na na	B+ B	20 28		
Oak River Colony School (Oak River)	Rolling River	na	na	na	na	8	na	na	na	na	Absolute In-Context	na na	na na	na na	na na		
Omega School (Teulon)	Interlake	na	na	na	na	7	na	na	na	na	Absolute In-Context	na na	na na	na na	na na		
Parkview School (Riding Mountain)	Turtle River	na	na	na	na	10	na	na	na	na	Absolute In-Context	na na	na na	na na	na na		
Peace Valley School (Starbuck)	Red River Valley	na	na	na	na	4	na	na	na	na	Absolute In-Context	na na	na na	na na	na na		
Peonan Point School (St. Martin)	Frontier	na	na	na	na	6	na	na	na	na	Absolute In-Context	na na	na na	na na	na na		
Pierson School (Pierson)	Southwest Horizon	na	na	na	na	36	na	na	na	na	Absolute In-Context	na na	na na	B+ B+	19 12		
Pilot Mount School (Pilot Mound)	Prairie Spirit	na	na	na	na	107	na	na	na	na	Absolute In-Context	na na	na na	C- C	123 121		
Pinawa Secondary School (Pinawa)	Special Revenue (Pinawa)	na	na	na	na	90	na	na	na	na	Absolute In-Context	na na	na na	B- B	54 44		
Pineland Colony School (Piney)	Border Land	na	na	na	na	7	na	na	na	na	Absolute In-Context	na na	na na	na na	na na		
Plainview Colony School (Elkhorn)	Fort La Bosse	na	na	na	na	4	na	na	na	na	Absolute In-Context	na na	na na	na na	na na		
Portage Collegiate (Portage la Prairie)	Portage la Prairie	na	na	na	na	1079	na	na	na	na	Absolute In-Context	na na	na na	C C-	121 128		
Powerview School (Powerview)	Sunrise	na	na	na	na	180	na	na	na	na	Absolute In-Context	na na	na na	C- C-	129 127		
Prairie Blossom School (Balmoral)	Interlake	na	na	na	na	4	na	na	na	na	Absolute In-Context	na na	na na	na na	na na		
R. B. Russell Vocational School (Winnipeg)	Winnipeg	na	na	na	na	545	na	na	na	na	Absolute In-Context	na na	na na	F F	147 147		

WRC2 - Manitoba

School Name (Community)	Board Name	Final (of 0)				WRC1 Final (of 0)				Inputs					Attendance (of 0)		Grade 10 Moving-On (of 147)				
		Grade		Rank		Grade		Rank		High School Enrolment	Pupil-Teacher Ratio	Average Teacher Certification (percentile)	SES (Percentile)	Feeder School Achievement (Percentile)	Absolute and In-Context (Using Inputs to estimate predicted outcomes Schools) Scores		Grade	Rank	Grade	Rank	
		na	na	na	na	na	na	na	na	na	na	na	na	na	Absolute	In-Context	na	na	na	na	na
R. D. Parker Collegiate (Thompson)	Border Land	na	na	na	na	1061	na	na	na	na	na	na	na	Absolute	In-Context	na	na	C-	122	na	na
Reston Collegiate (Reston)	Prairie Spirit	na	na	na	na	74	na	na	na	na	na	na	na	Absolute	In-Context	na	na	B	43	na	na
Richland School (Dugald)	Park West	na	na	na	na	3	na	na	na	na	na	na	na	Absolute	In-Context	na	na	na	na	na	na
Ridgeville Colony School (Dominion City)	Border Land	na	na	na	na	7	na	na	na	na	na	na	na	Absolute	In-Context	na	na	na	na	na	na
River East Collegiate (Winnipeg)	River East Transcona	na	na	na	na	1150	na	na	na	na	na	na	na	Absolute	In-Context	na	na	A-	4	na	na
Riverbend Colony School (Carberry)	Prairie Spirit	na	na	na	na	4	na	na	na	na	na	na	na	Absolute	In-Context	na	na	na	na	na	na
Rivers Collegiate (Rivers)	Interlake	na	na	na	na	153	na	na	na	na	na	na	na	Absolute	In-Context	na	na	B-	94	na	na
Riverton Collegiate (Riverton)	Evergreen	na	na	na	na	132	na	na	na	na	na	na	na	Absolute	In-Context	na	na	B+	16	na	na
Rock Lake School (Grosse Isle)	Interlake	na	na	na	na	5	na	na	na	na	na	na	na	Absolute	In-Context	na	na	na	na	na	na
Rorketon School (Rorketon)	Beautiful Plains	na	na	na	na	91	na	na	na	na	na	na	na	Absolute	In-Context	na	na	F	138	na	na
Roseau Valley School (Dominion City)	Beautiful Plains	na	na	na	na	121	na	na	na	na	na	na	na	Absolute	In-Context	na	na	B-	65	na	na
Rosedale Colony School (Elie)	Mountain View	na	na	na	na	6	na	na	na	na	na	na	na	Absolute	In-Context	na	na	na	na	na	na
Rosenort School (Rosenort)	Swan Valley	na	na	na	na	86	na	na	na	na	na	na	na	Absolute	In-Context	na	na	C+	106	na	na
Ross L. Gray School (Sprague)	Red River Valley	na	na	na	na	67	na	na	na	na	na	na	na	Absolute	In-Context	na	na	C	113	na	na
Rosburn Collegiate (Rosburn)	Mountain View	na	na	na	na	110	na	na	na	na	na	na	na	Absolute	In-Context	na	na	C+	101	na	na
Saint-Norbert Collegiate (St. Norbert)	Evergreen	na	na	na	na	345	na	na	na	na	na	na	na	Absolute	In-Context	na	na	B	44	na	na
Sandy Bank School (Cypress River)	Southwest Horizon	na	na	na	na	16	na	na	na	na	na	na	na	Absolute	In-Context	na	na	na	na	na	na
Sanford Collegiate (Sanford)	Winnipeg	na	na	na	na	363	na	na	na	na	na	na	na	Absolute	In-Context	na	na	B-	75	na	na
Shady Lane School (Treherne)	Prairie Spirit	na	na	na	na	5	na	na	na	na	na	na	na	Absolute	In-Context	na	na	na	na	na	na
Shaftesbury High (Winnipeg)	Interlake	na	na	na	na	676	na	na	na	na	na	na	na	Absolute	In-Context	na	na	B+	15	na	na
Shamrock School (Baldur)	Prairie Spirit	na	na	na	na	8	na	na	na	na	na	na	na	Absolute	In-Context	na	na	na	na	na	na

WRC2 - Manitoba

School Name (Community)	Board Name	Final (of 0)				WRC1 Final (of 0)						Inputs				Absolute and In-Context (Using Inputs to estimate predicted outcomes Schools) Scores				Attendance (of 0)		Grade 10 Moving-On (of 147)	
		Grade		Rank		Grade		Rank		High School Enrolment	Pupil-Teacher Ratio	Average Teacher Certification (percentile)	SES (Percentile)	Feeder School Achievement (Percentile)	Absolute	In-Context	Grade	Rank	Grade	Rank			
		na	na	na	na	na	na	na	na	na	na	na	na	na	na	na	na	na	na	na	na	na	
Shevchenko School (Vita)	Turtle River	na	na	na	na	121	na	na	na	na	na	Absolute	na	na	C-	128	In-Context	na	na	C	126		
Shoal Lake School (Shoal Lake)	Southwest Horizon	na	na	na	na	59	na	na	na	na	na	Absolute	na	na	B	42	In-Context	na	na	B	31		
Sisler High (Winnipeg)	Kelsey	na	na	na	na	1668	na	na	na	na	na	Absolute	na	na	C+	104	In-Context	na	na	C	119		
Sky View School (Miami)	Frontier	na	na	na	na	8	na	na	na	na	na	Absolute	na	na	na	na	In-Context	na	na	na	na		
Sommerfeld Colony School (Portage la Prairie)	Prairie Rose	na	na	na	na	7	na	na	na	na	na	Absolute	na	na	na	na	In-Context	na	na	na	na		
Souris School (Souris)	Lord Selkirk	na	na	na	na	176	na	na	na	na	na	Absolute	na	na	B-	81	In-Context	na	na	B-	73		
Springfield Collegiate (Oakbank)	Prairie Rose	na	na	na	na	699	na	na	na	na	na	Absolute	na	na	B-	86	In-Context	na	na	B-	97		
Springwell School (Lac du Bonnet)	Prairie Spirit	na	na	na	na	5	na	na	na	na	na	Absolute	na	na	na	na	In-Context	na	na	na	na		
Spruce Woods School (Brookdale)	Winnipeg	na	na	na	na	2	na	na	na	na	na	Absolute	na	na	na	na	In-Context	na	na	na	na		
St. Claude School Complex (St. Claude)	Scolaire Franco-Manitobaine	na	na	na	na	94	na	na	na	na	na	Absolute	na	na	C+	98	In-Context	na	na	B-	92		
St. James Collegiate (Winnipeg)	Brandon	na	na	na	na	447	na	na	na	na	na	Absolute	na	na	B	31	In-Context	na	na	B	32		
St. John's High (Winnipeg)	Border Land	na	na	na	na	668	na	na	na	na	na	Absolute	na	na	C+	110	In-Context	na	na	C+	113		
St. Laurent School (St. Laurent)	Scolaire Franco-Manitobaine	na	na	na	na	74	na	na	na	na	na	Absolute	na	na	D	134	In-Context	na	na	D	134		
St. Paul's Collegiate (Elie)	Sunrise	na	na	na	na	146	na	na	na	na	na	Absolute	na	na	C	117	In-Context	na	na	C+	112		
Starlite Colony School (Starbuck)	Prairie Rose	na	na	na	na	9	na	na	na	na	na	Absolute	na	na	na	na	In-Context	na	na	na	na		
Ste. Anne Collegiate (Ste. Anne)	Seine River	na	na	na	na	278	na	na	na	na	na	Absolute	na	na	B-	77	In-Context	na	na	B-	74		
Ste. Rose School (Ste. Rose du Lac)	Frontier	na	na	na	na	87	na	na	na	na	na	Absolute	na	na	F	136	In-Context	na	na	D	136		
Steinbach Regional Secondary (Steinbach)	Pembina Trails	na	na	na	na	1182	na	na	na	na	na	Absolute	na	na	B	35	In-Context	na	na	B	65		
Stonewall Collegiate (Stonewall)	Sunrise	na	na	na	na	661	na	na	na	na	na	Absolute	na	na	B-	72	In-Context	na	na	B-	84		
Strathclair Community School (Strathclair)	Hanover	na	na	na	na	83	na	na	na	na	na	Absolute	na	na	F	140	In-Context	na	na	D	140		
Sturgeon Heights Collegiate (Winnipeg)	Sunrise	na	na	na	na	892	na	na	na	na	na	Absolute	na	na	na	na	In-Context	na	na	na	na		

WRC2 - Manitoba

School Name (Community)	Board Name	Final (of 0)		WRC1 Final (of 0)		Inputs					Absolute and In-Context (Using Inputs to estimate predicted outcomes Schools) Scores		Attendance (of 0)		Grade 10 Moving-On (of 147)	
		Grade	Rank	Grade	Rank	High School Enrolment	Pupil-Teacher Ratio	Average Teacher Certification (percentile)	SES (Percentile)	Feeder School Achievement (Percentile)	Absolute	In-Context	Grade	Rank	Grade	Rank
Sundrest Colony School (Tourond)	Winnipeg	na	na	na	na	6	na	na	na	na	Absolute In-Context	na na	na na	na na	na na	
Sunnyside School (Portage la Prairie)	Portage la Prairie	na	na	na	na	4	na	na	na	na	Absolute In-Context	na na	na na	na na	na na	
Swan Valley Regional Secondary School (Swan Lake)	Winnipeg	na	na	na	na	626	na	na	na	na	Absolute In-Context	na na	na na	C+ C+	111 111	
Tech-Vocational High (Winnipeg)	Seven Oaks	na	na	na	na	1150	na	na	na	na	Absolute In-Context	na na	na na	C+ C	109 118	
Teulon Collegiate (Teulon)	Rolling River	na	na	na	na	166	na	na	na	na	Absolute In-Context	na na	na na	B- B-	91 81	
Transcona Collegiate (Winnipeg)	Kelsey	na	na	na	na	695	na	na	na	na	Absolute In-Context	na na	na na	B B	25 26	
Treherne Collegiate (Treherne)	Prairie Spirit	na	na	na	na	119	na	na	na	na	Absolute In-Context	na na	na na	C C	119 116	
Valleyview School (Swan Lake)	Prairie Spirit	na	na	na	na	14	na	na	na	na	Absolute In-Context	na na	na na	na na	na na	
Vermillion Colony School (Sanford)	Red River Valley	na	na	na	na	6	na	na	na	na	Absolute In-Context	na na	na na	na na	na na	
Vincent Massey Collegiate (Glenella)	Prairie Rose	na	na	na	na	1235	na	na	na	na	Absolute In-Context	na na	na na	B+ B+	17 21	
Vincent Massey High (Brandon)	Brandon	na	na	na	na	871	na	na	na	na	Absolute In-Context	na na	na na	B- B-	89 102	
Virden Collegiate (Virden)	Portage la Prairie	na	na	na	na	348	na	na	na	na	Absolute In-Context	na na	na na	B- B	66 69	
W. C. Miller Collegiate (Altona)	Border Land	na	na	na	na	432	na	na	na	na	Absolute In-Context	na na	na na	B B	49 50	
Waldheim Elementary	Winnipeg	na	na	na	na	5	na	na	na	na	Absolute In-Context	na na	na na	na na	na na	
Wanipigow School (Wanipigow)	Lakeshore	na	na	na	na	90	na	na	na	na	Absolute In-Context	na na	na na	F F	141 141	
Warren Collegiate (Warren)	Interlake	na	na	na	na	232	na	na	na	na	Absolute In-Context	na na	na na	B- B-	85 78	
Waskada School (Waskada)	Border Land	na	na	na	na	21	na	na	na	na	Absolute In-Context	na na	na na	na na	na na	
Wawanesa School (Wawanesa)	St. James Assiniboia	na	na	na	na	79	na	na	na	na	Absolute In-Context	na na	na na	B B	46 38	
Wellwood School (Killarney)	Rolling River	na	na	na	na	13	na	na	na	na	Absolute In-Context	na na	na na	na na	na na	
West Kildonan Collegiate (Winnipeg)	Winnipeg	na	na	na	na	781	na	na	na	na	Absolute In-Context	na na	na na	B- B-	79 93	
West Lynn Heights School (Lynn Lake)	Prairie Rose	na	na	na	na	59	na	na	na	na	Absolute In-Context	na na	na na	F F	144 144	

WRC2 - Manitoba

School Name (Community)	Board Name	Final (of 0)		WRC1 Final (of 0)		Inputs						Absolute and In-Context (Using Inputs to estimate predicted outcomes Schools) Scores		Attendance (of 0)		Grade 10 Moving-On (of 147)				
		Grade	Rank	Grade	Rank	High School Enrolment	Pupil-Teacher Ratio	Average Teacher Certification (percentile)	SES (Percentile)	Feeder School Achievement (Percentile)	Absolute	In-Context	Grade	Rank	Grade	Rank				
																	Grade	Rank	Grade	Rank
Westcourt School Complex (Swan Lake)	Sunrise	na	na	na	na	76	na	na	na	na	Absolute	na	na	B-	84	In-Context	na	na	B-	72
Westroc School (Portage la Prairie)	Portage la Prairie	na	na	na	na	5	na	na	na	na	Absolute	na	na	na	na	In-Context	na	na	na	na
Westwood Collegiate (Winnipeg)	Pine Creek	na	na	na	na	735	na	na	na	na	Absolute	na	na	B+	12	In-Context	na	na	B+	18
Whistling Winds School (Glenboro)	Prairie Spirit	na	na	na	na	7	na	na	na	na	Absolute	na	na	na	na	In-Context	na	na	na	na
Whitemouth School (Whitemouth)	Louis Riel	na	na	na	na	86	na	na	na	na	Absolute	na	na	B-	93	In-Context	na	na	B-	80
Willerton School (Neepawa)	Red River Valley	na	na	na	na	7	na	na	na	na	Absolute	na	na	na	na	In-Context	na	na	na	na
William Morton Collegiate (Gladstone)	Park West	na	na	na	na	137	na	na	na	na	Absolute	na	na	B-	78	In-Context	na	na	B-	71
Willow Creek Colony School (Cartwright)	Prairie Spirit	na	na	na	na	17	na	na	na	na	Absolute	na	na	na	na	In-Context	na	na	na	na
Windsor Park Collegiate (Winnipeg)	Prairie Spirit	na	na	na	na	478	na	na	na	na	Absolute	na	na	C	116	In-Context	na	na	C	115
Windy Bay School (Pilot Mound)	Lakeshore	na	na	na	na	7	na	na	na	na	Absolute	na	na	na	na	In-Context	na	na	na	na
Winnipegosis Collegiate (Winnipegosis)	River East Transcona	na	na	na	na	138	na	na	na	na	Absolute	na	na	F	137	In-Context	na	na	D	137
Woodland Colony School (Portage la Prairie)	Frontier	na	na	na	na	6	na	na	na	na	Absolute	na	na	na	na	In-Context	na	na	na	na

